

This document contains key information you should know about Evolve European Banks Enhanced Yield ETF. You can find more detailed information in the fund's prospectus. Ask your representative for a copy, visit the Evolve Funds Group Inc. ("Evolve") website at www.evolveetfs.com or contact Evolve at info@evolveetfs.com or 416.214.4884 or 1.844.370.4884.

Before you invest in any fund, consider how the fund would work with your other investments and your tolerance for risk.

QUICK FACTS

Fund code:	EVF281	Fund manager:	Evolve Funds Group Inc.
Date series started:	August 7, 2025	Portfolio manager:	Evolve Funds Group Inc.
Total value on March 31, 2026:	\$128,680,685	Distributions:	Monthly, if any
Management expense ratio (MER):	1.96%	Minimum investment:	\$500 initial, no minimum for additional

WHAT DOES THE FUND INVEST IN?

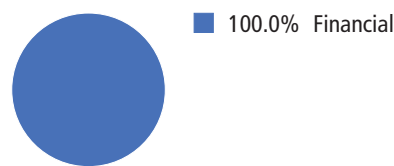
The investment objective of the Evolve Fund is to replicate, to the extent reasonably possible before fees and expenses, the performance of the Solactive European Bank Top 20 Equal Weight Index Canadian Dollar Hedged, or any successor thereto, while mitigating downside risk. The ETF invests primarily in the equity constituents of the Solactive European Bank Top 20 Equal Weight Index Canadian Dollar Hedged, or any successor thereto, while writing covered call options on up to 33% of the portfolio securities, at the discretion of the Manager. The level of covered call option writing may vary based on market volatility and other factors.

The charts below give a snapshot of the fund's investments on March 31, 2026. The fund's investments will change.

Top 10 investments (as at March 31, 2026)

	% of Net Asset Value
1. DNB Bank ASA	6.0%
2. Danske Bank A/S	5.4%
3. HSBC Holdings PLC	5.4%
4. CaixaBank SA	5.2%
5. BNP Paribas SA	5.2%
6. Banco Santander SA	5.1%
7. Commerzbank AG	5.1%
8. Credit Agricole SA	5.1%
9. Nordea Bank Abp	5.1%
10. KBC Group NV	5.0%
Total percentage of top 10 investments:	52.6%
Total number of investments:	36

Investment mix (as at March 31, 2026)



HOW RISKY IS IT?

The value of the fund can go down as well as up. You could lose money.

One way to gauge risk is to look at how much a fund's returns change over time. This is called "volatility".

In general, funds with higher volatility will have returns that change more over time. They typically have a greater chance of losing money and may have a greater chance of higher returns. Funds with lower volatility tend to have returns that change less over time. They typically have lower returns and may have a lower chance of losing money.

Risk rating

Evolve has rated the volatility of this fund as **High**.

This rating is based on how much the fund's returns have changed from year to year. It doesn't tell you how volatile the fund will be in the future. The rating can change over time. A fund with a low risk rating can still lose money.



For more information about the risk rating and specific risks that can affect the fund's returns, see the "Risk Factors" section of the fund's prospectus.

No guarantees

Like most mutual funds, this fund does not have any guarantees. You may not get back the amount of money you invest.

HOW HAS THE FUND PERFORMED?

This section tells you how Hedged Class A Mutual Fund Units of the fund have performed since inception. Returns after expenses have been deducted. These expenses reduce the fund's returns.

Year-by-year returns

This section tells you how Hedged Class A Mutual Fund Units of the fund have performed in past calendar years. This information is not available because the fund has not yet completed a calendar year.

Best and worst 3-month returns

This section shows the best and worst returns for the Hedged Class A Mutual Fund Units of the fund in a 3-month period. This information is not available because the fund has not yet completed a calendar year.

Average return

This section shows the value and annual compounded rate of return of a hypothetical \$1,000 investment in Hedged Class A Mutual Fund Units of the fund. As at March 31, 2026, a person who invested \$1,000 in the fund since inception now has \$1,072.54. This works out to an annual compounded rate of return of 7.25%.

WHO IS THIS FUND FOR?

This fund may be suitable for investors:

- seeking capital appreciation through exposure to equity securities of European banks;
- willing to take the risk associated with equity investments; and
- seeking increased yield from a covered call strategy.

A WORD ABOUT TAX

In general, you'll have to pay income tax on any money you make on a fund. How much you pay depends on the tax laws where you live and whether or not you hold the fund in a registered plan, such as a Registered Retirement Savings Plan or a Tax-Free Savings Account.

Keep in mind that if you hold your fund in a non-registered account, fund distributions are included in your taxable income, whether you get them in cash or have them reinvested.

HOW MUCH DOES IT COST?

The following tables show the fees and expenses you could pay to buy, own and sell Hedged Class A Mutual Fund Units of the fund.

The fees and expenses – including any commissions – can vary among classes of a fund and among funds. Higher commissions can influence representatives to recommend one investment over another. Ask about other classes, funds and investments that may be suitable for you at a lower cost.

1. Sales charges

Sales charge option	What you pay		How it works
	in per cent (%)	in dollars (\$)	
Initial sales charge	0% to 5% of the amount you buy	\$0 to \$50 on every \$1,000 you buy	You and your representative decide on the rate. The initial sales charge is deducted from the amount you buy. It goes into your representative's firm as a commission.

2. Fund expenses

You don't pay these expenses directly. They affect you because they reduce the fund's returns.

As at December 31, 2025, the fund's expenses were 2.63% of its value. This equals to \$26.30 for every \$1,000 invested.

Annual rate (as a % of the fund's value)

Management expense ratio (MER)

This is the total of the fund's management fee (including the trailing commission), a fixed administration fee and fund costs.

1.96%

Trading expense ratio (TER)

These are the fund's trading costs.

0.67%

Fund Expenses

2.63%

More about the trailing commission

The trailing commission is an ongoing commission. It is paid for as long as you own the fund. It is for the services and/or advice that your representative and/or their firm provide to you. Evolve pays the trailing commission to your representative's firm. It is paid from the fund's management fee and is based on the value of your investment. The rate depends on the sales charge option you choose.

Trailing commission: 1.00% of the value of your investment each year. This equals \$10.00 each year for every \$1,000 invested.

3. Other fees

You may have to pay other fees when you buy, hold, sell or switch units of the fund.

Fee	What you pay
Short-term trading fee	Up to 2% of the value of units you sell within 30 days of buying them in circumstances where the Manager determines that the trading activity represents market timing of excessive short-term trading. This fee goes to the fund.
Switch fee	Your representative's firm may charge you up to 2% of the value of units you switch to another Evolve Funds Group Inc. mutual fund. There is no fee payable to Evolve Funds Group Inc. for any switches of units.
Change fee	Your representative's firm may charge you up to 2% of the value of units you switch to another class of the fund.

WHAT IF I CHANGE MY MIND?

Under securities laws in some provinces and territories, you have the right to:

- Withdraw from an agreement to buy mutual fund units within two business days after you receive a simplified prospectus or Fund Facts document, or
- Cancel your purchase within 48 hours after you receive confirmation of the purchase.

In some provinces and territories, you also have the right to cancel a purchase or, in some jurisdictions, claim damages, if the simplified prospectus, Fund Facts document or financial statements contain a misrepresentation. You must act with the time limit set by the securities law in your province or territory.

For more information, see the securities law of your province or territory or ask a lawyer.

FOR MORE INFORMATION

Contact Evolve Funds Group Inc. or your representative for a copy of the fund's prospectus and other disclosure documents. These documents and the Fund Facts make up the fund's legal documents.

Evolve Funds Group Inc.
TD Canada Trust Tower, 161 Bay Street, Suite 1210, Toronto ON M5J 2S1
info@evolveetfs.com
416.214.4884
1.844.370.4884
www.evolveetfs.com

To learn more about investing in mutual funds, see the brochure **Understanding mutual funds**, which is available on the website of the Canadian Securities Administrators at www.securities-administrators.ca.

This document contains key information you should know about Evolve European Banks Enhanced Yield ETF. You can find more detailed information in the fund's prospectus. Ask your representative for a copy, visit the Evolve Funds Group Inc. ("Evolve") website at www.evolveetfs.com or contact Evolve at info@evolveetfs.com or 416.214.4884 or 1.844.370.4884.

Before you invest in any fund, consider how the fund would work with your other investments and your tolerance for risk.

QUICK FACTS

Fund code:	EVF280	Fund manager:	Evolve Funds Group Inc.
Date series started:	August 7, 2025	Portfolio manager:	Evolve Funds Group Inc.
Total value on March 31, 2026:	\$128,680,685	Distributions:	Monthly, if any
Management expense ratio (MER):	0.84%	Minimum investment:	\$500 initial, no minimum for additional

WHAT DOES THE FUND INVEST IN?

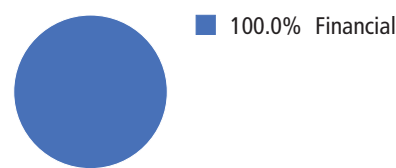
The investment objective of the Evolve Fund is to replicate, to the extent reasonably possible before fees and expenses, the performance of the Solactive European Bank Top 20 Equal Weight Index Canadian Dollar Hedged, or any successor thereto, while mitigating downside risk. The ETF invests primarily in the equity constituents of the Solactive European Bank Top 20 Equal Weight Index Canadian Dollar Hedged, or any successor thereto, while writing covered call options on up to 33% of the portfolio securities, at the discretion of the Manager. The level of covered call option writing may vary based on market volatility and other factors.

The charts below give a snapshot of the fund's investments on March 31, 2026. The fund's investments will change.

Top 10 investments (as at March 31, 2026)

	% of Net Asset Value
1. DNB Bank ASA	6.0%
2. Danske Bank A/S	5.4%
3. HSBC Holdings PLC	5.4%
4. CaixaBank SA	5.2%
5. BNP Paribas SA	5.2%
6. Banco Santander SA	5.1%
7. Commerzbank AG	5.1%
8. Credit Agricole SA	5.1%
9. Nordea Bank Abp	5.1%
10. KBC Group NV	5.0%
Total percentage of top 10 investments:	52.6%
Total number of investments:	36

Investment mix (as at March 31, 2026)



HOW RISKY IS IT?

The value of the fund can go down as well as up. You could lose money.

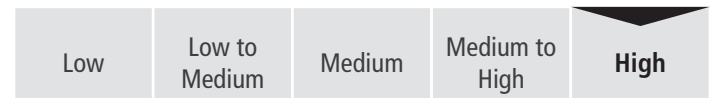
One way to gauge risk is to look at how much a fund's returns change over time. This is called "volatility".

In general, funds with higher volatility will have returns that change more over time. They typically have a greater chance of losing money and may have a greater chance of higher returns. Funds with lower volatility tend to have returns that change less over time. They typically have lower returns and may have a lower chance of losing money.

Risk rating

Evolve has rated the volatility of this fund as **High**.

This rating is based on how much the fund's returns have changed from year to year. It doesn't tell you how volatile the fund will be in the future. The rating can change over time. A fund with a low risk rating can still lose money.



For more information about the risk rating and specific risks that can affect the fund's returns, see the "Risk Factors" section of the fund's prospectus.

No guarantees

Like most mutual funds, this fund does not have any guarantees. You may not get back the amount of money you invest.

HOW HAS THE FUND PERFORMED?

This section tells you how Hedged Class F Mutual Fund Units of the fund have performed since inception. Returns after expenses have been deducted. These expenses reduce the fund's returns.

Year-by-year returns

This section tells you how Hedged Class F Mutual Fund Units of the fund have performed in past calendar years. This information is not available because the fund has not yet completed a calendar year.

Best and worst 3-month returns

This section shows the best and worst returns for the Hedged Class F Mutual Fund Units of the fund in a 3-month period. This information is not available because the fund has not yet completed a calendar year.

Average return

This section shows the value and annual compounded rate of return of a hypothetical \$1,000 investment in Hedged Class F Mutual Fund Units of the fund. As at March 31, 2026, a person who invested \$1,000 in the fund since inception now has \$1,085.14. This works out to an annual compounded rate of return of 8.51%.

WHO IS THIS FUND FOR?

This fund may be suitable for investors:

- seeking capital appreciation through exposure to equity securities of European banks;
- willing to take the risk associated with equity investments; and
- seeking increased yield from a covered call strategy.

A WORD ABOUT TAX

In general, you'll have to pay income tax on any money you make on a fund. How much you pay depends on the tax laws where you live and whether or not you hold the fund in a registered plan, such as a Registered Retirement Savings Plan or a Tax-Free Savings Account.

Keep in mind that if you hold your fund in a non-registered account, fund distributions are included in your taxable income, whether you get them in cash or have them reinvested.

HOW MUCH DOES IT COST?

The following tables show the fees and expenses you could pay to buy, own and sell Hedged Class F Mutual Fund Units of the fund.

The fees and expenses – including any commissions – can vary among classes of a fund and among funds. Higher commissions can influence representatives to recommend one investment over another. Ask about other classes, funds and investments that may be suitable for you at a lower cost.

1. Sales charges

There are no sales charges payable when you buy, redeem, or switch Hedged Class F Mutual Fund Units of the fund.

2. Fund expenses

You don't pay these expenses directly. They affect you because they reduce the fund's returns.

As at December 31, 2025, the fund's expenses were 1.51% of its value. This equals to \$15.10 for every \$1,000 invested.

	Annual rate (as a % of the fund's value)
Management expense ratio (MER) This is the total of the fund's management fee, a fixed administration fee and fund costs.	0.84%
Trading expense ratio (TER) These are the fund's trading costs.	0.67%
Fund Expenses	1.51%

More about the trailing commission

The fund does not pay a trailing commission to your representative on the Hedged Class F Mutual Fund Units.

3. Other fees

You may have to pay other fees when you buy, hold, sell or switch units of the fund.

Fee	What you pay
Short-term trading fee	Up to 2% of the value of units you sell within 30 days of buying them in circumstances where the Manager determines that the trading activity represents market timing of excessive short-term trading. This fee goes to the fund.
Switch fee	Your representative's firm may charge you up to 2% of the value of units you switch to another Evolve Funds Group Inc. mutual fund. There is no fee payable to Evolve Funds Group Inc. for any switches of units.
Change fee	Your representative's firm may charge you up to 2% of the value of units you switch to another class of the fund.

WHAT IF I CHANGE MY MIND?

Under securities laws in some provinces and territories, you have the right to:

- Withdraw from an agreement to buy mutual fund units within two business days after you receive a simplified prospectus or Fund Facts document, or
- Cancel your purchase within 48 hours after you receive confirmation of the purchase.

In some provinces and territories, you also have the right to cancel a purchase or, in some jurisdictions, claim damages, if the simplified prospectus, Fund Facts document or financial statements contain a misrepresentation. You must act with the time limit set by the securities law in your province or territory.

For more information, see the securities law of your province or territory or ask a lawyer.

FOR MORE INFORMATION

Contact Evolve Funds Group Inc. or your representative for a copy of the fund's prospectus and other disclosure documents. These documents and the Fund Facts make up the fund's legal documents.

Evolve Funds Group Inc.
TD Canada Trust Tower, 161 Bay Street, Suite 1210, Toronto ON
M5J 2S1
info@evolveetfs.com
416.214.4884
1.844.370.4884
www.evolveetfs.com

To learn more about investing in mutual funds, see the brochure **Understanding mutual funds**, which is available on the website of the Canadian Securities Administrators at www.securities-administrators.ca.