

Evolve Global Healthcare Enhanced Yield Fund



TICKER LIFE LIFE.B LIFE.U	MUTUAL FUND FUNDSERV CODE(S): EVF170 Class F EVF171 Class A	NAV as at August 30, 2024 \$22.82 (LIFE) \$26.94 (LIFE.B) \$22.62 (LIFE.U) \$20.97 (EVF170 Class F) \$19.53 (EVF171 Class A)	NAV CHANGE as at August 30, 2024 0.32% (LIFE) 0.26% (LIFE.B) 0.22% (LIFE.U) 0.33% (EVF170 Class F) 0.32% (EVF171 Class A)	
MARKET PRICE (as at Sep. 2, 2024 at 11:18 am) \$22.74 (LIFE) \$26.91 (LIFE.B) \$22.63 (LIFE.U)	STYLE Index-based with active covered call strategy	Number Of Holdings 20	AUM \$305.894 M	ANNUALIZED DISTRIBUTION YIELD* as at August 30, 2024 9.99% (LIFE) 11.68% (LIFE.A) 8.46% (LIFE.B) 10.87% (LIFE.F) 10.08% (LIFE.U)

*Annualized distribution yield. Calculated as the most recent announced dividend amount, annualized and then divided by the Net Asset Value (NAV) on the date specified.



Who Should Consider this Fund?

- Investors who are:
- Seeking capital appreciation through having exposure to global healthcare
 - Willing to take the risk associated with equity investments
 - Seeking increased yield from covered call strategy

Performance

TICKER / FUND	NAV	1D	1M	3M	6M	YTD	1Y	3Y	5Y	SI**
LIFE	\$22.83	0.32%	3.41%	10.35%	10.11%	15.77%	16.47%	7.14%	11.43%	9.50%
LIFE.B	\$26.94	0.26%	1.67%	10.07%	10.80%	18.44%	17.27%	9.34%	12.45%	11.42%
LIFE.U	\$22.62	0.22%	4.44%	11.93%	11.47%	16.33%	17.85%	6.91%	--	11.05%
EVF171	\$19.53	0.32%	3.31%	10.03%	9.47%	14.87%	15.11%	5.83%	--	8.67%
EVF170	\$20.97	0.32%	3.41%	10.34%	10.08%	15.74%	16.47%	7.17%	--	10.19%

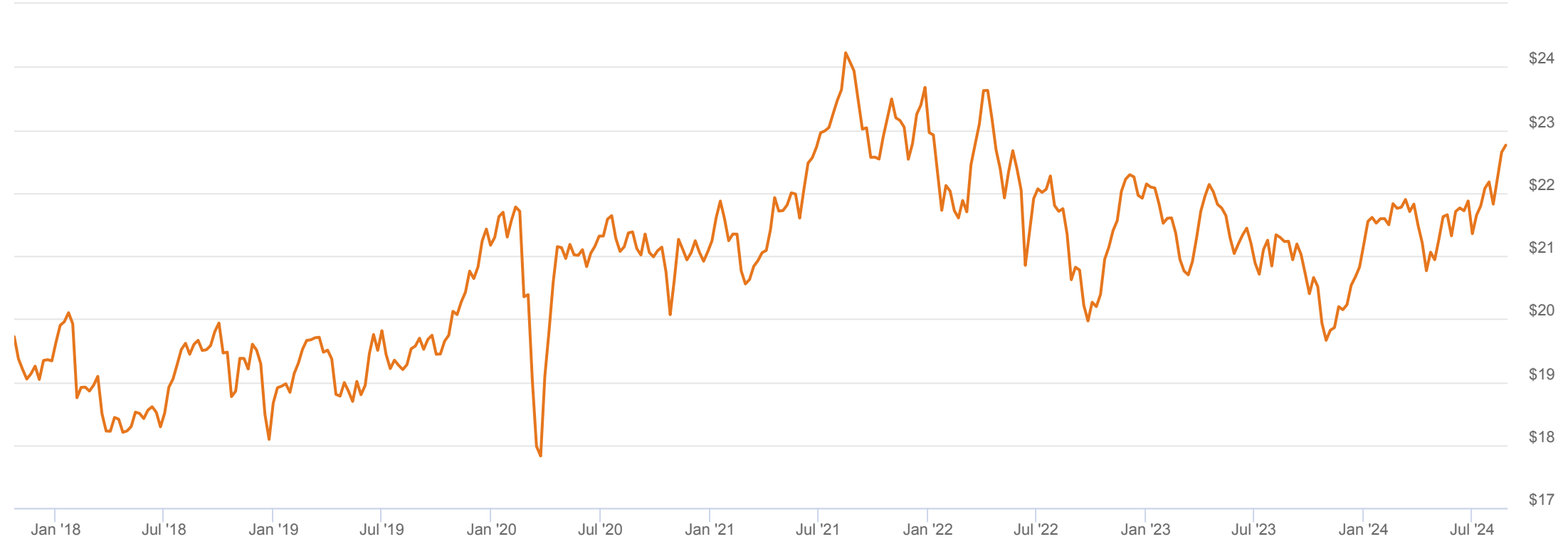
** Performance since inception of LIFE and LIFE.B on October 24, 2017; LIFE.U on November 27, 2019.

Calendar Year Performance

TICKER/FUND	2017	2018	2019	2020	2021	2022	2023
LIFE	-2.57%	2.07%	20.38%	7.52%	19.44%	0.69%	4.17%
LIFE.B	-4.05%	15.84%	14.56%	8.80%	17.22%	5.26%	3.66%
LIFE.U	-	-	3.81%	11.00%	17.95%	-1.66%	5.92%

Historical Prices (\$) - LIFE

As at August 30, 2024





Evolve Global Healthcare Enhanced Yield Fund

Fund Details

CUSIP 30051T101 (LIFE) 30051T200 (LIFE.B) 30051T309 (LIFE.U)	TICKER LIFE LIFE.B LIFE.U	LISTING EXCHANGE Toronto Stock Exchange (TSX)
ASSET CLASS Global Healthcare	INCEPTION DATE October 23, 2017 (LIFE) October 23, 2017 (LIFE.B) November 27, 2019 (LIFE.U) July 7, 2020 (EVF171 Class A) July 7, 2020 (EVF170 Class F)	CURRENCY CAD (LIFE) CAD (LIFE.B) USD (LIFE.U) Hedged to CAD (EVF171 Class A) Hedged to CAD (EVF170 Class F)
STYLE Index-based with active covered call strategy	DISTRIBUTION FREQUENCY Monthly	MANAGEMENT FEE 0.45% (plus applicable sales taxes) (LIFE) 0.45% (plus applicable sales taxes) (LIFE.B) 0.45% (plus applicable sales taxes) (LIFE.U) 1.45% (plus applicable sales taxes) (EVF171 Class A) 0.45% (plus applicable sales taxes) (EVF170 Class F)
REGISTERED ACCOUNT ELIGIBILITY Yes	INDEX Solactive Global Healthcare 20 Index Canadian Dollar Hedged (LIFE) Solactive Global Healthcare 20 Index Canadian Dollar Hedged (LIFE.B) Solactive Global Healthcare 20 Index (LIFE.U) Solactive Global Healthcare 20 Index Canadian Dollar Hedged (EVF171 Class A) Solactive Global Healthcare 20 Index Canadian Dollar Hedged (EVF170 Class F)	INDEX PROVIDER Solactive AG
INDEX TICKER SOLHEALH (LIFE) (LIFE) SOLHEALH (LIFE.B) (LIFE.B) SOLHEALH (LIFE.U) (LIFE.U)	WEIGHTING Equal Weighted	REBALANCING SCHEDULE Quarterly



Evolve Global Healthcare Enhanced Yield Fund

FUNDSERV CODE

EVF171 Class A
EVF170 Class F

REGISTERED INVESTMENT ELIGIBILITY

Yes

INDEX REBALANCING FREQUENCY

Quarterly



Evolve Global Healthcare Enhanced Yield Fund

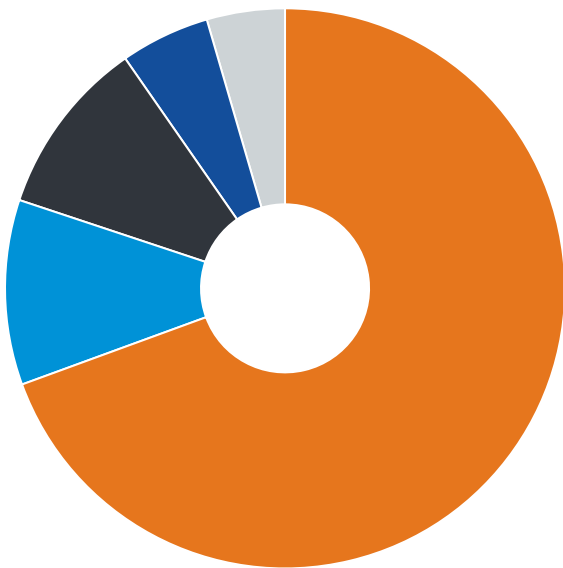
Top 10 Holdings

As at Aug 29, 2024

NAME	WEIGHT	TICKER	SECTOR	COUNTRY
Roche Holding AG	5.60%	RHHBY US EQUITY	Consumer, Non-cyclical	SWITZERLAND
AbbVie Inc	5.44%	ABBV US EQUITY	Consumer, Non-cyclical	UNITED STATES
Thermo Fisher Scientific Inc	5.30%	TMO US EQUITY	Consumer, Non-cyclical	UNITED STATES
Johnson & Johnson	5.20%	JNJ US EQUITY	Consumer, Non-cyclical	UNITED STATES
Intuitive Surgical Inc	5.19%	ISRG US EQUITY	Consumer, Non-cyclical	UNITED STATES
AstraZeneca PLC	5.18%	AZN US EQUITY	Consumer, Non-cyclical	BRITAIN
Sanofi SA	5.18%	SNY US EQUITY	Consumer, Non-cyclical	FRANCE
Abbott Laboratories	5.13%	ABT US EQUITY	Consumer, Non-cyclical	UNITED STATES
Danaher Corp	5.13%	DHR US EQUITY	Consumer, Non-cyclical	UNITED STATES
Regeneron Pharmaceuticals Inc	5.10%	REGN US EQUITY	Consumer, Non-cyclical	UNITED STATES

Geographic Allocation


As at Aug 29, 2024



NAME	WEIGHT
UNITED STATES	69.41%
SWITZERLAND	10.68%
FRANCE	10.22%
BRITAIN	5.16%
DENMARK	4.51%

Sector Allocation

As at Aug 29, 2024



NAME	WEIGHT
Consumer, Non-cyclical	99.99%



Evolve Global Healthcare Enhanced Yield Fund

*Annualized distribution yield. Calculated as the most recent announced dividend amount, annualized and then divided by the Net Asset Value (NAV) on the date specified.

Leverage increases risk.

Commissions, trailing commissions, management fees and expenses all may be associated with exchange traded funds (ETFs) and mutual funds. Please read the prospectus before investing. The indicated rates of return are the historical annual compound total returns net of fees (except for figures of one year or less, which are simple total returns) including changes in unit value and reinvestment of all distributions and do not take into account sales, redemption, distribution or optional charges or income taxes payable by any securityholder that would have reduced returns. ETFs and mutual funds are not guaranteed, their values change frequently and past performance may not be repeated.

The rates of return shown in the table are used only to illustrate the effects of the compound growth rate and is not intended to reflect future values of the ETF and mutual fund or returns on investment in the ETF and mutual fund.

Investors should monitor their holdings, as frequently as daily, to ensure that they remain consistent with their investment strategies.

Ernst & Young LLP is the auditor of the Canadian Reporting Issuer investment funds managed by Evolve Funds Group Inc. (the “Funds”). Ernst & Young LLP is independent with respect to the Funds in the context of the CPA Code of Professional Conduct of the Chartered Professional Accountants of Ontario. For the year ended December 31, 2023, fees paid or payable to Ernst & Young LLP and its network firms for audit services to the Funds were \$454,400. Fees for other services were \$25,250.



Evolve ETFs
Scotia Plaza, 40 King Street West, Suite 3404, Toronto ON M5H 3Y2
416.214.4884 | 1.844.370.4884 | evolveetfs.com