

August 16, 2023

This document contains key information you should know about Evolve Cyber Security Index Fund. You can find more detailed information about this exchange-traded fund (ETF) in its prospectus. Ask your representative for a copy of the prospectus, visit the Evolve Funds Group Inc. ("Evolve") website at www.evolveetfs.com, or contact Evolve at info@evolveetfs.com or 416.214.4884 or 1.844.370.4884.

Before you invest, consider how the ETF would work with your other investments and your tolerance for risk.

QUICK FACTS

Date ETF Started:	September 20, 2017	Fund Manager:	Evolve Funds Group Inc.
Total value on June 30, 2023:	\$149,696,895	Portfolio Manager:	Evolve Funds Group Inc.
Management Expense Ratio (MER):	0.62%	Distributions:	Monthly

TRADING INFORMATION (12 months ending June 30, 2023)

Ticker Symbol:	CYBR	Average daily volume:	9,121
Exchange:	Toronto Stock Exchange (TSX)	Number of days traded:	251 out of 252
Currency:	CAD		

PRICING INFORMATION (12 months ending June 30, 2023)

Market Price:	\$30.36	-	\$40.56
Net Asset Value (NAV):	\$30.41	-	\$40.54
Average bid-ask spread:	0.61%		

For updated Quick Facts, Trading Information and Pricing Information, visit www.evolveetfs.com.

WHAT DOES THE ETF INVEST IN?

The ETF seeks to replicate, to the extent reasonably possible and before fees and expenses, the performance of the Solactive Global Cyber Security Index Canadian Dollar Hedged, or any successor thereto. The Solactive Global Cyber Security Index Canadian Dollar Hedged measures the performance of equity securities of companies located domestically or internationally that are involved in the cyber security industry through hardware and software development.

The charts below give you a snapshot of the ETF's investments on June 30, 2023. The ETF's investments will change.

Top 10 Investments (June 30, 2023)	% of Net Asset Value	Investment Mix (June 30, 2023)	% of Assets
Zscaler Inc.	9.7%	Information Technology	84.9%
Palo Alto Networks Inc.	9.0%	Industrials	13.7%
Booz Allen Hamilton Holding Corporation, Class 'A'	8.1%	Communication Services	0.8%
Fortinet Inc.	7.8%		
Crowdstrike Holdings Inc.	7.6%		
Check Point Software Technologies Limited	6.7%		
Okta Inc.	6.6%		
CACI International Inc.	5.6%		
Trend Micro Inc.	4.8%		
CyberArk Software Limited	4.5%		
Total % of top 10 investments	70.4%		
Total number of investments	36		

HOW RISKY IS IT?

The value of the ETF can go down as well as up. You could lose money. One way to gauge risk is to look at how much an ETF's returns change over time. This is called "volatility".

In general, ETFs with higher volatility will have returns that change more over time. They typically have a greater chance of losing money and may have a greater chance of higher returns. ETFs with lower volatility tend to have returns that change less over time. They typically have lower returns and may have a lower chance of losing money.

RISK RATING

Evolve has rated the volatility of this ETF as **medium to high**. This rating is based on how much the ETF’s returns have changed from year to year. It doesn’t tell you how volatile the ETF will be in the future. The rating can change over time. An ETF with a low risk rating can still lose money.

Low	Low to Medium	Medium	Medium to High	High
------------	----------------------	---------------	-----------------------	-------------

For more information about the risk rating and specific risks that can affect the ETF’s returns, see the “Risk Factors” section of the ETF’s prospectus.

NO GUARANTEES

ETFs do not have any guarantees. You may not get back the amount of money you invest.

HOW HAS THE ETF PERFORMED?

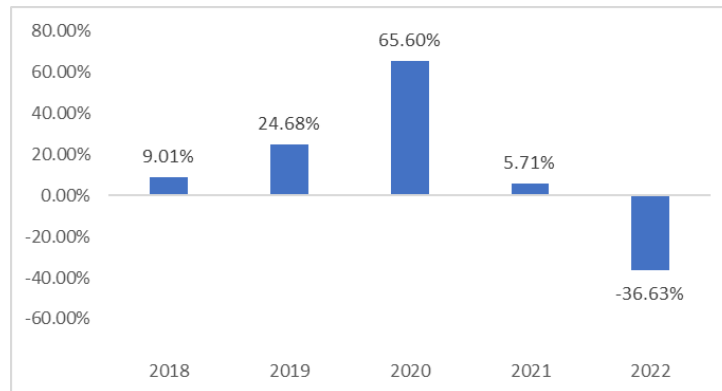
This section tells you how Hedged ETF Units of the ETF have performed over the past 5 years. Returns¹ after expenses have been deducted. These expenses reduce the ETF’s returns. This means that the ETF’s returns may not match the returns of the Solactive Cyber Security Index Canadian Dollar Hedged.

¹ Returns are calculated using the ETF’s net asset value (NAV)

Year-by-year returns

This chart shows how Hedged ETF Units of the ETF performed in the past 5 years. The ETF dropped in value in 1 of the 5 years.

The range of returns and change from year to year can help you assess how risky the ETF has been in the past. It does not tell you how the ETF will perform in the future.



Best and worst 3-month returns

This table shows the best and worst returns for the Hedged ETF Units of the ETF in a 3-month period over the past 5 years. The best and worst 3-month returns could be higher or lower in the future. Consider how much of a loss you could afford to take in a short period of time.

	Return	3 Months Ending	If you invested \$1,000 at the beginning of the period
Best return	34.54%	January 29, 2021	Your investment would rise to \$1,345.36
Worst return	-21.50%	June 30, 2022	Your investment would drop to \$785.03

Average return

This section shows the value and annual compounded rate of return of a hypothetical \$1,000 investment in Hedged Units of the ETF.

As at June 30, 2023, a person who invested \$1,000 in the fund since inception now has \$1,879.85. This works out to an annual compounded rate of return of 11.53%.

TRADING ETFs

ETFs hold a basket of investments, like mutual funds, but trade on exchanges like stocks. Here are a few things to keep in mind when trading ETFs:

Pricing

ETFs have two sets of prices: market price and NAV.

Market Price

ETFs are bought and sold on exchanges at the market price. The market price can change throughout the trading day. Factors like supply, demand, and changes in the value of an ETF’s investments can affect the market price.

You can get price quotes any time during the trading day. Quotes have two parts: bid and ask.

The bid is the highest price a buyer is willing to pay if you want to sell your ETF units. The ask is the lowest price a seller is willing to accept if you want to buy ETF units. The difference between the two is call the “bid-ask spread”.

In general, a smaller bid-ask spread means the ETF is more liquid. That means you are more likely to get the price you expect.

Net Asset Value (NAV)

Like mutual funds, ETFs have a NAV. It is calculated after the close of each trading day and reflects the value of an ETF’s investment at that point in time.

NAV is used to calculate financial information for reporting purposes – like the returns shown in this document.

Orders

There are two main options for placing trades: market orders and limit orders. A market order lets you buy or sell units at the current market price. A limit order lets you set the price at which you are willing to buy or sell units.

Timing

In general, market prices of ETFs can be more volatile around the start and end of the trading day. Consider using a limit order or placing a trade at another time during the trading day.

WHO IS THIS ETF FOR?

Investors:

- seeking to invest in companies involved in the cyber security industry through hardware and software development;
- seeking capital appreciation through exposure to equity securities of companies located in developed markets; and
- willing to take the risk associated with equity investments.

A WORD ABOUT TAX

In general, you’ll have to pay income tax on any money you make on an ETF. How much you pay depends on the tax laws where you live and whether or not you hold the ETF in a registered plan, such as a Registered Retirement Savings Plan or a Tax-Free Savings Account.

Keep in mind that if you hold your ETF in a non-registered account, distributions from the ETF are included in your taxable income, whether you get them in cash or have them reinvested.

HOW MUCH DOES IT COST?

This section shows the fees and expenses you could pay to buy, own and sell Hedged ETF Units of the ETF. Fees and expenses – including trailing commissions – can vary among ETFs. Higher commissions can influence representatives to recommend one investment over another. Ask about other ETFs and investments that may be suitable for you at a lower cost.

1. BROKERAGE COMMISSIONS	You may have to pay a commission every time you buy and sell Hedged units of the ETF. Commissions may vary by brokerage firm. Some brokerage firms may offer commission-free ETFs or require a minimum purchase amount.								
2. ETF EXPENSES	<p>You don't pay these expenses directly. They affect you because they reduce the ETF's returns. As of December 31, 2022 the ETF's expenses were 0.65% of its value. This equals to \$6.50 for every \$1,000 invested.</p> <table border="1" data-bbox="440 562 1521 800"> <thead> <tr> <th colspan="2" data-bbox="440 562 1521 621">Annual rate (as a % of the ETF's value)</th> </tr> </thead> <tbody> <tr> <td data-bbox="440 621 1398 709">Management Expense Ratio (MER) This is the total of the ETF's management fee, a fixed administration fee and fund costs. Evolve waived some of the ETF's expenses. If it had not done so, the MER would have been higher.</td> <td data-bbox="1398 621 1521 709">0.62%</td> </tr> <tr> <td data-bbox="440 709 1398 768">Trading Expense Ratio (TER) These are the ETF's trading costs.</td> <td data-bbox="1398 709 1521 768">0.03%</td> </tr> <tr> <td data-bbox="440 768 1398 800">ETF Expenses</td> <td data-bbox="1398 768 1521 800">0.65%</td> </tr> </tbody> </table>	Annual rate (as a % of the ETF's value)		Management Expense Ratio (MER) This is the total of the ETF's management fee, a fixed administration fee and fund costs. Evolve waived some of the ETF's expenses. If it had not done so, the MER would have been higher.	0.62%	Trading Expense Ratio (TER) These are the ETF's trading costs.	0.03%	ETF Expenses	0.65%
Annual rate (as a % of the ETF's value)									
Management Expense Ratio (MER) This is the total of the ETF's management fee, a fixed administration fee and fund costs. Evolve waived some of the ETF's expenses. If it had not done so, the MER would have been higher.	0.62%								
Trading Expense Ratio (TER) These are the ETF's trading costs.	0.03%								
ETF Expenses	0.65%								
3. TRAILING COMMISSION	The trailing commission is an ongoing commission. It is paid for as long as you own the ETF. It is for the services and advice that your representative and their firm provide you. This ETF doesn't have a trailing commission.								

OTHER FEES

FEE	What you pay
Other Charges	An amount of up to 1% of the issue, exchange or redemption price, or such other amount as may be agreed to between the Manager and the Designated Broker or a Dealer, of the ETF may be charged to offset certain transaction costs associated with an issue, exchange or redemption of units of that Evolve ETF. This charge does not apply to unitholders who buy and sell their units through the facilities of the TSX.

WHAT IF I CHANGE MY MIND?

Under securities law in some provinces and territories, you have the right to cancel your purchase within 48 hours after you receive confirmation of the purchase. In some provinces and territories, you also have the right to cancel a purchase, or in some jurisdictions, claim damages, if the prospectus, ETF Facts or financial statements contain a misrepresentation. You must act within the time limit set by the securities law in your province or territory. For more information, see the securities law of your province or territory or ask a lawyer.

FOR MORE INFORMATION

Contact Evolve or your advisor for a copy of the ETF's prospectus and other disclosure documents. These documents and the ETF Facts make up the ETF's legal documents.

Evolve Funds Group Inc.

Scotia Plaza, 40 King Street West, Suite 3404, Toronto ON M5H 3Y2

info@evolveetfs.com

416.214.4884

1.844.370.4884

www.evolveetfs.com

August 16, 2023

This document contains key information you should know about Evolve Cyber Security Index Fund. You can find more detailed information about this exchange-traded fund (ETF) in its prospectus. Ask your representative for a copy of the prospectus, visit the Evolve Funds Group Inc. ("Evolve") website at www.evolveetfs.com, or contact Evolve at info@evolveetfs.com or 416.214.4884 or 1.844.370.4884.

Before you invest, consider how the ETF would work with your other investments and your tolerance for risk.

QUICK FACTS

Date ETF Started:	September 20, 2017	Fund Manager:	Evolve Funds Group Inc.
Total value on June 30, 2023:	\$149,696,895	Portfolio Manager:	Evolve Funds Group Inc.
Management Expense Ratio (MER):	0.63%	Distributions:	Monthly

TRADING INFORMATION (12 months ending June 30, 2023)

Ticker Symbol:	CYBR.B	Average daily volume:	2,434
Exchange:	Toronto Stock Exchange (TSX)	Number of days traded:	241 out of 252
Currency:	CAD		

PRICING INFORMATION (12 months ending June 30, 2023)

Market Price:	\$34.77 - \$44.34
Net Asset Value (NAV):	\$34.85 - \$44.29
Average bid-ask spread:	0.57%

For updated Quick Facts, Trading Information and Pricing Information, visit www.evolveetfs.com.

WHAT DOES THE ETF INVEST IN?

The ETF seeks to replicate, to the extent reasonably possible and before fees and expenses, the performance of the Solactive Global Cyber Security Index, or any successor thereto. The Solactive Global Cyber Security Index measures the performance of equity securities of companies located domestically or internationally that are involved in the cyber security industry through hardware and software development.

The charts below give you a snapshot of the ETF's investments on June 30, 2023. The ETF's investments will change.

Top 10 Investments (June 30, 2023)	% of Net Asset Value	Investment Mix (June 30, 2023)	% of Assets
Zscaler Inc.	9.7%	Information Technology	84.9%
Palo Alto Networks Inc.	9.0%	Industrials	13.7%
Booz Allen Hamilton Holding Corporation, Class 'A'	8.1%	Communication Services	0.8%
Fortinet Inc.	7.8%		
Crowdstrike Holdings Inc.	7.6%		
Check Point Software Technologies Limited	6.7%		
Okta Inc.	6.6%		
CACI International Inc.	5.6%		
Trend Micro Inc.	4.8%		
CyberArk Software Limited	4.5%		
Total % of top 10 investments	70.4%		
Total number of investments	36		

HOW RISKY IS IT?

The value of the ETF can go down as well as up. You could lose money. One way to gauge risk is to look at how much an ETF's returns change over time. This is called "volatility".

In general, ETFs with higher volatility will have returns that change more over time. They typically have a greater chance of losing money and may have a greater chance of higher returns. ETFs with lower volatility tend to have returns that change less over time. They typically have lower returns and may have a lower chance of losing money.

RISK RATING

Evolve has rated the volatility of this ETF as **medium to high**. This rating is based on how much the ETF’s returns have changed from year to year. It doesn’t tell you how volatile the ETF will be in the future. The rating can change over time. An ETF with a low risk rating can still lose money.

Low	Low to Medium	Medium	Medium to High	High
------------	----------------------	---------------	-----------------------	-------------

For more information about the risk rating and specific risks that can affect the ETF’s returns, see the “Risk Factors” section of the ETF’s prospectus.

NO GUARANTEES

ETFs do not have any guarantees. You may not get back the amount of money you invest.

HOW HAS THE ETF PERFORMED?

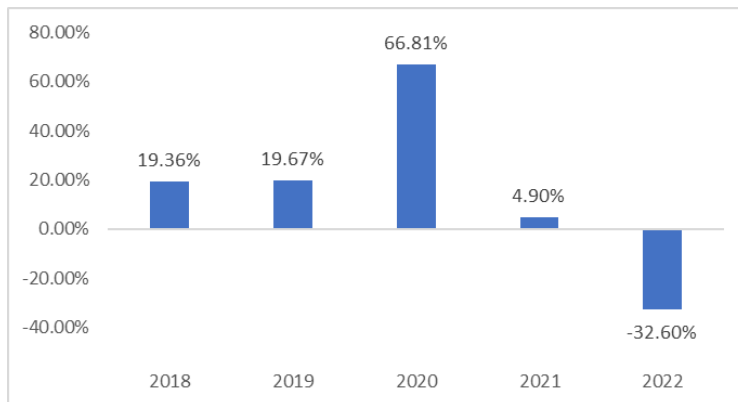
This section tells you how Unhedged ETF Units of the ETF have performed over the past 5 years. Returns¹ after expenses have been deducted. These expenses reduce the ETF’s returns. This means that the ETF’s returns may not match the returns of the Solactive Cyber Security Index.

¹ Returns are calculated using the ETF’s net asset value (NAV)

Year-by-year returns

This chart shows how Unhedged ETF Units of the ETF performed in the past 5 years. The ETF dropped in value in 1 of the 5 years.

The range of returns and change from year to year can help you assess how risky the ETF has been in the past. It does not tell you how the ETF will perform in the future.



Best and worst 3-month returns

This table shows the best and worst returns for the Unhedged ETF Units of the ETF in a 3-month period over the past 5 years. The best and worst 3-month returns could be higher or lower in the future. Consider how much of a loss you could afford to take in a short period of time.

	Return	3 Months Ending	If you invested \$1,000 at the beginning of the period
Best return	29.99%	January 29, 2021	Your investment would rise to \$1,299.90
Worst return	-19.90%	June 30, 2022	Your investment would drop to \$801.05

Average return

This section shows the value and annual compounded rate of return of a hypothetical \$1,000 investment in Unhedged Units of the ETF.

As at June 30, 2023, a person who invested \$1,000 in the fund since inception now has \$2,102.25. This works out to an annual compounded rate of return of 13.71%.

TRADING ETFs

ETFs hold a basket of investments, like mutual funds, but trade on exchanges like stocks. Here are a few things to keep in mind when trading ETFs:

Pricing

ETFs have two sets of prices: market price and NAV.

Market Price

ETFs are bought and sold on exchanges at the market price. The market price can change throughout the trading day. Factors like supply, demand, and changes in the value of an ETF’s investments can affect the market price.

You can get price quotes any time during the trading day. Quotes have two parts: bid and ask.

The bid is the highest price a buyer is willing to pay if you want to sell your ETF units. The ask is the lowest price a seller is willing to accept if you want to buy ETF units. The difference between the two is call the “bid-ask spread”.

In general, a smaller bid-ask spread means the ETF is more liquid. That means you are more likely to get the price you expect.

Net Asset Value (NAV)

Like mutual funds, ETFs have a NAV. It is calculated after the close of each trading day and reflects the value of an ETF’s investment at that point in time.

NAV is used to calculate financial information for reporting purposes – like the returns shown in this document.

Orders

There are two main options for placing trades: market orders and limit orders. A market order lets you buy or sell units at the current market price. A limit order lets you set the price at which you are willing to buy or sell units.

Timing

In general, market prices of ETFs can be more volatile around the start and end of the trading day. Consider using a limit order or placing a trade at another time during the trading day.

WHO IS THIS ETF FOR?

Investors:

- seeking to invest in companies involved in the cyber security industry through hardware and software development;
- seeking capital appreciation through exposure to equity securities of companies located in developed markets; and
- willing to take the risk associated with equity investments.

A WORD ABOUT TAX

In general, you’ll have to pay income tax on any money you make on an ETF. How much you pay depends on the tax laws where you live and whether or not you hold the ETF in a registered plan, such as a Registered Retirement Savings Plan or a Tax-Free Savings Account.

Keep in mind that if you hold your ETF in a non-registered account, distributions from the ETF are included in your taxable income, whether you get them in cash or have them reinvested.

HOW MUCH DOES IT COST?

This section shows the fees and expenses you could pay to buy, own and sell Unhedged ETF Units of the ETF. Fees and expenses – including trailing commissions – can vary among ETFs. Higher commissions can influence representatives to recommend one investment over another. Ask about other ETFs and investments that may be suitable for you at a lower cost.

1. BROKERAGE COMMISSIONS	You may have to pay a commission every time you buy and sell Unhedged units of the ETF. Commissions may vary by brokerage firm. Some brokerage firms may offer commission-free ETFs or require a minimum purchase amount.								
2. ETF EXPENSES	<p>You don't pay these expenses directly. They affect you because they reduce the ETF's returns. As of December 31, 2022 the ETF's expenses were 0.66% of its value. This equals to \$6.60 for every \$1,000 invested.</p> <table border="1" data-bbox="446 556 1521 798"> <thead> <tr> <th colspan="2" data-bbox="446 556 1521 619">Annual rate (as a % of the ETF's value)</th> </tr> </thead> <tbody> <tr> <td data-bbox="446 619 1396 703">Management Expense Ratio (MER) This is the total of the ETF's management fee, a fixed administration fee and fund costs. Evolve waived some of the ETF's expenses. If it had not done so, the MER would have been higher.</td> <td data-bbox="1396 619 1521 703">0.63%</td> </tr> <tr> <td data-bbox="446 703 1396 766">Trading Expense Ratio (TER) These are the ETF's trading costs.</td> <td data-bbox="1396 703 1521 766">0.03%</td> </tr> <tr> <td data-bbox="446 766 1396 798">ETF Expenses</td> <td data-bbox="1396 766 1521 798">0.66%</td> </tr> </tbody> </table>	Annual rate (as a % of the ETF's value)		Management Expense Ratio (MER) This is the total of the ETF's management fee, a fixed administration fee and fund costs. Evolve waived some of the ETF's expenses. If it had not done so, the MER would have been higher.	0.63%	Trading Expense Ratio (TER) These are the ETF's trading costs.	0.03%	ETF Expenses	0.66%
Annual rate (as a % of the ETF's value)									
Management Expense Ratio (MER) This is the total of the ETF's management fee, a fixed administration fee and fund costs. Evolve waived some of the ETF's expenses. If it had not done so, the MER would have been higher.	0.63%								
Trading Expense Ratio (TER) These are the ETF's trading costs.	0.03%								
ETF Expenses	0.66%								
3. TRAILING COMMISSION	The trailing commission is an ongoing commission. It is paid for as long as you own the ETF. It is for the services and advice that your representative and their firm provide you. This ETF doesn't have a trailing commission.								

OTHER FEES

FEE	What you pay
Other Charges	An amount of up to 1% of the issue, exchange or redemption price, or such other amount as may be agreed to between the Manager and the Designated Broker or a Dealer, of the ETF may be charged to offset certain transaction costs associated with an issue, exchange or redemption of units of that Evolve ETF. This charge does not apply to unitholders who buy and sell their units through the facilities of the TSX.

WHAT IF I CHANGE MY MIND?

Under securities law in some provinces and territories, you have the right to cancel your purchase within 48 hours after you receive confirmation of the purchase. In some provinces and territories, you also have the right to cancel a purchase, or in some jurisdictions, claim damages, if the prospectus, ETF Facts or financial statements contain a misrepresentation. You must act within the time limit set by the securities law in your province or territory. For more information, see the securities law of your province or territory or ask a lawyer.

FOR MORE INFORMATION

Contact Evolve or your advisor for a copy of the ETF's prospectus and other disclosure documents. These documents and the ETF Facts make up the ETF's legal documents.

Evolve Funds Group Inc.

Scotia Plaza, 40 King Street West, Suite 3404, Toronto ON M5H 3Y2

info@evolveetfs.com

416.214.4884

1.844.370.4884

www.evolveetfs.com

RISK RATING

Evolve has rated the volatility of this ETF as **medium to high**. This rating is based on how much the ETF’s returns have changed from year to year. It doesn’t tell you how volatile the ETF will be in the future. The rating can change over time. An ETF with a low risk rating can still lose money.

Low	Low to Medium	Medium	Medium to High	High
------------	----------------------	---------------	-----------------------	-------------

For more information about the risk rating and specific risks that can affect the ETF’s returns, see the “Risk Factors” section of the ETF’s prospectus.

NO GUARANTEES

ETFs do not have any guarantees. You may not get back the amount of money you invest.

HOW HAS THE ETF PERFORMED?

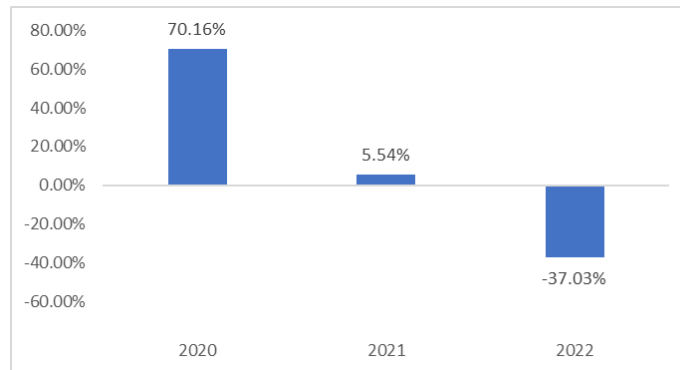
This section tells you how USD Unhedged ETF Units of the ETF have performed over the past 3 years. Returns¹ after expenses have been deducted. These expenses reduce the ETF’s returns. This means that the ETF’s returns may not match the returns of the Solactive Global Cyber Security USD Index NTR.

¹ Returns are calculated using the ETF’s net asset value (NAV)

Year-by-year returns

This chart shows how USD Unhedged ETF Units of the ETF performed in the past 3 years. The ETF dropped in value in 1 of the 3 years.

The range of returns and change from year to year can help you assess how risky the ETF has been in the past. It does not tell you how the ETF will perform in the future.



Best and worst 3-month returns

This table shows the best and worst returns for the USD Unhedged ETF Units of the ETF in a 3-month period over the past 3 years. The best and worst 3-month returns could be higher or lower in the future. Consider how much of a loss you could afford to take in a short period of time.

	Return	3 Months Ending	If you invested \$1,000 at the beginning of the period
Best return	35.42%	January 29, 2021	Your investment would rise to \$1,354.23
Worst return	-22.20%	June 30, 2022	Your investment would drop to \$777.99

Average return

This section shows the value and annual compounded rate of return of a hypothetical \$1,000 investment in USD Unhedged ETF Units of the ETF.

As at June 30, 2023, a person who invested \$1,000 in the fund since inception now has \$1,407.17. This works out to an annual compounded rate of return of 8.62%.

TRADING ETFs

ETFs hold a basket of investments, like mutual funds, but trade on exchanges like stocks. Here are a few things to keep in mind when trading ETFs:

Pricing

ETFs have two sets of prices: market price and NAV.

Market Price

ETFs are bought and sold on exchanges at the market price. The market price can change throughout the trading day. Factors like supply, demand, and changes in the value of an ETF’s investments can affect the market price.

You can get price quotes any time during the trading day. Quotes have two parts: bid and ask.

The bid is the highest price a buyer is willing to pay if you want to sell your ETF units. The ask is the lowest price a seller is willing to accept if you want to buy ETF units. The difference between the two is call the “bid-ask spread”.

In general, a smaller bid-ask spread means the ETF is more liquid. That means you are more likely to get the price you expect.

Net Asset Value (NAV)

Like mutual funds, ETFs have a NAV. It is calculated after the close of each trading day and reflects the value of an ETF’s investment at that point in time.

NAV is used to calculate financial information for reporting purposes – like the returns shown in this document.

Orders

There are two main options for placing trades: market orders and limit orders. A market order lets you buy or sell units at the current market price. A limit order lets you set the price at which you are willing to buy or sell units.

Timing

In general, market prices of ETFs can be more volatile around the start and end of the trading day. Consider using a limit order or placing a trade at another time during the trading day.

WHO IS THIS ETF FOR?

Investors:

- seeking to invest in companies involved in the cyber security industry through hardware and software development;
- seeking capital appreciation through exposure to equity securities of companies located in developed markets; and
- willing to take the risk associated with equity investments.

A WORD ABOUT TAX

In general, you’ll have to pay income tax on any money you make on an ETF. How much you pay depends on the tax laws where you live and whether or not you hold the ETF in a registered plan, such as a Registered Retirement Savings Plan or a Tax-Free Savings Account.

Keep in mind that if you hold your ETF in a non-registered account, distributions from the ETF are included in your taxable income, whether you get them in cash or have them reinvested.

HOW MUCH DOES IT COST?

This section shows the fees and expenses you could pay to buy, own and sell USD Unhedged ETF Units of the ETF. Fees and expenses – including trailing commissions – can vary among ETFs. Higher commissions can influence representatives to recommend one investment over another. Ask about other ETFs and investments that may be suitable for you at a lower cost.

1. BROKERAGE COMMISSIONS	You may have to pay a commission every time you buy and sell USD Unhedged units of the ETF. Commissions may vary by brokerage firm. Some brokerage firms may offer commission-free ETFs or require a minimum purchase amount.								
2. ETF EXPENSES	<p>You don't pay these expenses directly. They affect you because they reduce the ETF's returns. As of December 31, 2022 the ETF's expenses were 0.65% of its value. This equals to \$6.50 for every \$1,000 invested.</p> <table border="1" data-bbox="446 556 1521 798"> <thead> <tr> <th colspan="2" data-bbox="446 556 1521 619">Annual rate (as a % of the ETF's value)</th> </tr> </thead> <tbody> <tr> <td data-bbox="446 619 1396 703">Management Expense Ratio (MER) This is the total of the ETF's management fee, a fixed administration fee and fund costs. Evolve waived some of the ETF's expenses. If it had not done so, the MER would have been higher.</td> <td data-bbox="1396 619 1521 703">0.62%</td> </tr> <tr> <td data-bbox="446 703 1396 766">Trading Expense Ratio (TER) These are the ETF's trading costs.</td> <td data-bbox="1396 703 1521 766">0.03%</td> </tr> <tr> <td data-bbox="446 766 1396 798">ETF Expenses</td> <td data-bbox="1396 766 1521 798">0.65%</td> </tr> </tbody> </table>	Annual rate (as a % of the ETF's value)		Management Expense Ratio (MER) This is the total of the ETF's management fee, a fixed administration fee and fund costs. Evolve waived some of the ETF's expenses. If it had not done so, the MER would have been higher.	0.62%	Trading Expense Ratio (TER) These are the ETF's trading costs.	0.03%	ETF Expenses	0.65%
Annual rate (as a % of the ETF's value)									
Management Expense Ratio (MER) This is the total of the ETF's management fee, a fixed administration fee and fund costs. Evolve waived some of the ETF's expenses. If it had not done so, the MER would have been higher.	0.62%								
Trading Expense Ratio (TER) These are the ETF's trading costs.	0.03%								
ETF Expenses	0.65%								
3. TRAILING COMMISSION	The trailing commission is an ongoing commission. It is paid for as long as you own the ETF. It is for the services and advice that your representative and their firm provide you. This ETF doesn't have a trailing commission.								

OTHER FEES

FEE	What you pay
Other Charges	An amount of up to 1% of the issue, exchange or redemption price, or such other amount as may be agreed to between the Manager and the Designated Broker or a Dealer, of the ETF may be charged to offset certain transaction costs associated with an issue, exchange or redemption of units of that Evolve ETF. This charge does not apply to unitholders who buy and sell their units through the facilities of the TSX.

WHAT IF I CHANGE MY MIND?

Under securities law in some provinces and territories, you have the right to cancel your purchase within 48 hours after you receive confirmation of the purchase. In some provinces and territories, you also have the right to cancel a purchase, or in some jurisdictions, claim damages, if the prospectus, ETF Facts or financial statements contain a misrepresentation. You must act within the time limit set by the securities law in your province or territory. For more information, see the securities law of your province or territory or ask a lawyer.

FOR MORE INFORMATION

Contact Evolve or your advisor for a copy of the ETF's prospectus and other disclosure documents. These documents and the ETF Facts make up the ETF's legal documents.

Evolve Funds Group Inc.

Scotia Plaza, 40 King Street West, Suite 3404, Toronto ON M5H 3Y2

info@evolveetfs.com

416.214.4884

1.844.370.4884

www.evolveetfs.com