

as at June 30, 2022

<b>TICKER</b> EBNK EBNK.B EBNK.U	<b>NAV</b> \$7.88 (EBNK) \$7.30 (EBNK.B) \$7.22 (EBNK.U)	<b>NAV CHANGE</b> -2.95% (EBNK) -2.82% (EBNK.B) -2.62% (EBNK.U)	<b>MARKET PRICE</b> -
<b>STYLE</b> Index-Based with Covered Call Strategy	<b>NUMBER OF HOLDINGS</b> 20	<b>AUM</b> \$25.423 M	<b>TARGET YIELD*</b> 7.00%



## Who Should Consider this ETF?

Investors:

- Seeking capital appreciation through exposure to equity securities of European banks
- Willing to take the risk associated with equity investments
- Seeking increased yield from covered call strategy

## Performance

Performance is not available as the fund has not completed one full year of performance.

## Historical Prices (\$) - EBNK

As at June 30, 2022





# Evolve European Banks Enhanced Yield ETF

as at June 30, 2022

## Fund Details

<b>CUSIP</b> 30053N300 (EBNK) 30053N201 (EBNK.B) 30053N102 (EBNK.U)	<b>TICKER</b> EBNK EBNK.B EBNK.U	<b>LISTING EXCHANGE</b> Toronto Stock Exchange (TSX)
<b>INCEPTION DATE</b> January 7, 2022	<b>CURRENCY</b> Hedged to CAD (EBNK) Hedged to CAD (EBNK.B) USD (EBNK.U)	<b>REGISTERED INVESTMENT ELIGIBILITY</b> Yes
<b>STYLE</b> Index-Based with Covered Call Strategy	<b>INDEX</b> Solactive European Bank Top 20 Equal Weight Index Canadian Dollar Hedged	<b>INDEX PROVIDER</b> Solactive AG
<b>INDEX RE-BALANCING FREQUENCY</b> Quarterly	<b>MANAGEMENT FEE</b> 0.60% (plus applicable sales taxes)	<b>DISTRIBUTION FREQUENCY</b> Monthly

as at June 30, 2022

## Top 10 Holdings

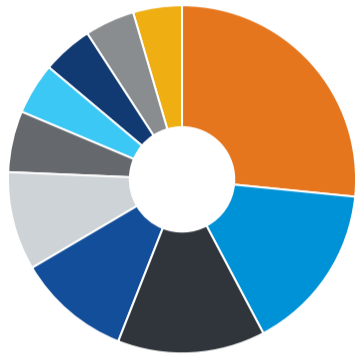
As at Jun 30, 2022











NAME	WEIGHT	TICKER	SECTOR	COUNTRY
CaixaBank SA	5.78%	CABK SM EQUITY	Financial	SPAIN
ING Groep NV	5.74%	INGA NA EQUITY	Financial	NETHERLANDS
UniCredit SpA	5.67%	UCG IM EQUITY	Financial	ITALY
Standard Chartered PLC	5.67%	STAN LN EQUITY	Financial	BRITAIN
HSBC Holdings PLC	5.48%	HSBA LN EQUITY	Financial	BRITAIN
NatWest Group PLC	5.36%	NWG LN EQUITY	Financial	BRITAIN
Barclays PLC	5.30%	BARC LN EQUITY	Financial	BRITAIN
Banco Santander SA	5.22%	SAN SM EQUITY	Financial	SPAIN
Lloyds Banking Group PLC	5.02%	LLOY LN EQUITY	Financial	BRITAIN
UBS Group AG	4.88%	UBSG SW EQUITY	Financial	SWITZERLAND

as at June 30, 2022

## Geographic Allocation


As at Jun 30, 2022



NAME	WEIGHT
 BRITAIN	26.59%
 SPAIN	15.67%
 FRANCE	13.72%
 ITALY	10.55%
 SWITZERLAND	9.14%
 NETHERLANDS	5.69%
 NORWAY	4.78%
 FINLAND	4.70%
 SWEDEN	4.63%
 BELGIUM	4.54%

## Sector Allocation

As at Jun 30, 2022



NAME	WEIGHT
 Financial	100.00%



# Evolve European Banks Enhanced Yield ETF

as at June 30, 2022

---

\* Estimate only. Actual yield changes daily based on market conditions. Target yield is gross of MER.

The indicated rates of return are the historical annual compound total returns net of fees (except for figures of one year or less, which are simple total returns) including changes in per unit value and reinvestment of all dividends or distributions and do not take into account sales, redemption, distribution or optional charges or income taxes payable by any securityholder that would have reduced returns. The rates of return shown in the table are not intended to reflect future values of the ETF and mutual fund or returns on investment in the ETF and mutual fund. ETFs and mutual funds are not guaranteed, their values change frequently, and past performance may not be repeated.

Commissions, trailing commissions, management fees and expenses all may be associated with exchange traded funds (ETFs) and mutual funds. Please read the prospectus before investing. There are risks involved with investing in ETFs and mutual funds. Please read the prospectus for a complete description of risks relevant to the ETF and mutual fund. Investors may incur customary brokerage commissions in buying or selling ETF and mutual fund units. Investors should monitor their holdings, as frequently as daily, to ensure that they remain consistent with their investment strategies.

**Investors should monitor their holdings, as frequently as daily, to ensure that they remain consistent with their investment strategies.**

---



## Evolve ETFs

Scotia Plaza, 40 King Street West, Suite 3404, Toronto ON M5H 3Y2

416.214.4884 | 1.844.370.4884 | [evolveetfs.com](http://evolveetfs.com)