



This document contains key information you should know about High Interest Savings Account Fund. You can find more detailed information in the fund's prospectus. Ask your representative for a copy, visit the Evolve Funds Group Inc. ("Evolve") website at www.evolveetfs.com or contact Evolve at info@evolveetfs.com or 416.214.4884 or 1.844.370.4884.

Before you invest in any fund, consider how the fund would work with your other investments and your tolerance for risk.

QUICK FACTS

Fund Code	EVF200	Fund Manager	Evolve Funds Group Inc.
Date Class Started	January 16, 2020	Portfolio Manager	Evolve Funds Group Inc.
Total value on June 30, 2024:	\$4,102,549,056	Distributions	Monthly, if any
Management Expense Ratio (MER)	0.45%	Minimum Investment	\$500 initial, no minimum for additional

WHAT DOES THE FUND INVEST IN?

The fund seeks to maximize monthly income while preserving capital and liquidity by investing primarily in high interest deposit accounts.

The charts below give you a snapshot of the fund's investments on June 30, 2024. The fund's investments will change.

Top 10 Investments (June 30, 2024)	% of Net Asset Value
National Bank of Canada Cash Account	49.4%
Scotia Bank Cash Account	47.3%
BMO Cash Account	3.1%
CIBC Cash Account	0.2%
Total % of top 10 investments	100.0%
Total number of investments	4

Investment Mix (June 30, 2024)	% of Assets
Cash and Cash Equivalents	100.0%

HOW RISKY IS IT?

The value of the fund can go down as well as up. You could lose money.

One way to gauge risk is to look at how much a fund's returns change over time. This is called "volatility".

In general, funds with higher volatility will have returns that change more over time. They typically have a greater chance of losing money and may have a greater chance of higher returns. Funds with lower volatility tend to have returns that change less over time. They typically have lower returns and may have a lower chance of losing money.

RISK RATING

Evolve has rated the volatility of this fund as **low**. This rating is based on how much the fund's returns have changed from year to year. It doesn't tell you how volatile the fund will be in the future. The rating can change over time. A fund with a low risk rating can still lose money.

Low	Low to Medium	Medium	Medium to High	High
------------	----------------------	---------------	-----------------------	-------------

For more information about the risk rating and specific risks that can affect the fund's returns, see the "Risk Factors" section of the fund's prospectus.

NO GUARANTEES

Like most mutual funds, this fund does not have any guarantees. You may not get back the amount of money you invest. Although the fund primarily invests in bank deposit accounts, the fund is not covered by the Canada Deposit Insurance Corporation or any other government deposit insurer.

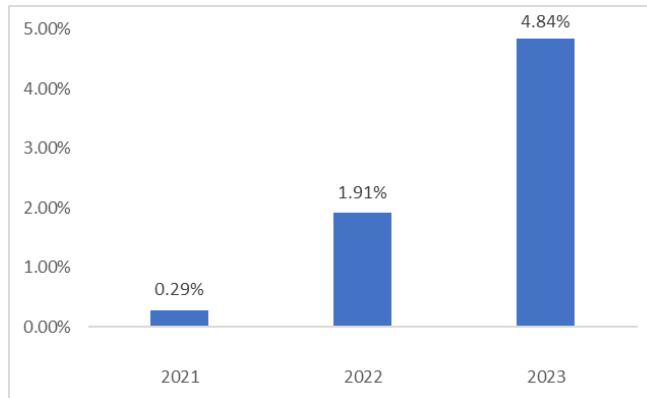
HOW HAS THE FUND PERFORMED?

This section tells you how Unhedged Class A Mutual Fund Units of the fund have performed over the past 3 years. Returns are after expenses have been deducted. These expenses reduce the fund’s returns.

Year-by-year returns

This chart shows how Unhedged Class A Mutual Fund Units of the fund performed in the past 3 years. The fund dropped in value in 0 of the 3 years.

The range of returns and change from year to year can help you assess how risky the fund has been in the past. It does not tell you how the fund will perform in the future.



Best and worst 3-month returns

This table shows the best and worst returns for the Unhedged Class A Mutual Fund Units of the fund in a 3-month period over the past 3 years. The best and worst 3-month returns could be higher or lower in the future. Consider how much of a loss you could afford to take in a short period of time.

	Return	3 Months Ending	If you invested \$1,000 at the beginning of the period
Best return	1.27%	October 31, 2023	Your investment would rise to \$1,012.70
Worst return	0.06%	August 31, 2021	Your investment would drop to \$1,000.62

Average return

This section shows the value and annual compounded rate of return of a hypothetical \$1,000 investment in Unhedged Class A Mutual Fund Units of the fund.

As at June 30, 2024, a person who invested \$1,000 in the fund since inception now has \$1,102.43. This works out to an annual compounded rate of return of 2.21%.

WHO IS THIS FUND FOR?

Investors:

- seeking exposure to high interest deposit accounts;
- that are looking for a liquid, short term investment; and
- want to receive regular monthly cash flows (if any).

A WORD ABOUT TAX

In general, you’ll have to pay income tax on any money you make on a fund. How much you pay depends on the tax laws where you live and whether or not you hold the fund in a registered plan, such as a Registered Retirement Savings Plan or a Tax-Free Savings Account.

Keep in mind that if you hold your fund in a non-registered account, fund distributions are included in your taxable income, whether you get them in cash or have them reinvested.

HOW MUCH DOES IT COST?

The following tables show the fees and expenses you could pay to buy, own, and sell Unhedged Class A Mutual Fund Units of the fund. The fees and expenses – including any commissions – can vary among classes of a fund and among funds. Higher commissions can influence representatives to recommend one investment over another. Ask about other classes, funds and investments that may be suitable for you at a lower cost.

1. Sales charges

Sales Charge Option	What You Pay in Percent (%)	What You Pay in Dollars (\$)	How it Works
Initial sales charge	0% to 5% of the amount you buy	\$0 to \$50 on every \$1,000 you buy	You and your representative decide on the rate.
			The initial sales charge is deducted from the amount you buy. It goes into your representative's firm as a commission.

2. Fund expenses

You don't pay these expenses directly. They affect you because they reduce the fund's returns. As of December 31, 2023, the fund's expenses were 0.45% of its value. This equals to \$4.50 for every \$1,000 invested.

	Annual rate (as a % of the fund's value)
Management expense ratio (MER) This is the total of the fund's management fee (including the trailing commission) and fund costs. Evolve waived some of the fund's expenses. If it had not done so, the MER would have been higher.	0.45%
Trading expense ratio (TER) These are the fund's trading costs.	0.00%
Fund Expenses	0.45%

More about the trailing commissions

The trailing commission is an ongoing commission. It is paid for as long as you own the fund. It is for the services and/or advice that your representative and/or their firm provide to you. Evolve pays the trailing commission to your representative's firm. It is paid from the fund's management fee and is based on the value of your investment. The rate depends on the sales charge option you choose.

Trailing commission: 0.25% of the value of your investment each year. This equals \$2.50 each year for every \$1,000 invested.

3. Other fees

You may have to pay other fees when you buy, hold, sell or switch units of the fund.

Fee	What You Pay
Short-term trading fee	Up to 2% of the value of units you sell within 30 days of buying them in circumstances where the Manager determines that the trading activity represents market timing of excessive short-term trading. This fee goes to the fund.
Switch fee	Your representative's firm may charge you up to 2% of the value of units you switch to another Evolve Funds Group Inc. mutual fund. There is no fee payable to Evolve Funds Group Inc. for any switches of units.
Change fee	Your representative's firm may charge you up to 2% of the value of units you switch to another class of the fund.

WHAT IF I CHANGE MY MIND?

Under securities law in some provinces and territories, you have the right to:

- withdraw from an agreement to buy mutual fund securities within two business days after you receive a prospectus or Fund Facts document, or
- cancel your purchase within 48 hours after you receive confirmation of the purchase.

In some provinces and territories, you also have the right to cancel a purchase, or in some jurisdictions, claim damages, if the prospectus, Fund Facts document or financial statements contain a misrepresentation. You must act within the time limit set by the securities law in your province or territory.

For more information, see the securities law of your province or territory or ask a lawyer.

FOR MORE INFORMATION

Contact Evolve Funds Group Inc. or your representative for a copy of the fund's prospectus and other disclosure documents. These documents and the Fund Facts make up the fund's legal documents.

[Evolve Funds Group Inc.](#)

Scotia Plaza, 40 King Street West, Suite 3404, Toronto ON M5H 3Y2

info@evolveetfs.com

416.214.4884

1.844.370.4884

www.evolveetfs.com

To learn more about investing in mutual funds, see the brochure Understanding mutual funds, which is available on the website of the Canadian Securities Administrators at www.securities-administrators.ca.

August 16, 2024

This document contains key information you should know about High Interest Savings Account Fund. You can find more detailed information in the fund’s prospectus. Ask your representative for a copy, visit the Evolve Funds Group Inc. (“Evolve”) website at www.evolveetfs.com or contact Evolve at info@evolveetfs.com or 416.214.4884 or 1.844.370.4884.

Before you invest in any fund, consider how the fund would work with your other investments and your tolerance for risk.

QUICK FACTS

Fund Code	EVF201	Fund Manager	Evolve Funds Group Inc.
Date Class Started	January 16, 2020	Portfolio Manager	Evolve Funds Group Inc.
Total value on June 30, 2024:	\$4,102,549,056	Distributions	Monthly, if any
Management Expense Ratio (MER)	0.17%	Minimum Investment	\$500 initial, no minimum for additional

WHAT DOES THE FUND INVEST IN?

The fund seeks to maximize monthly income while preserving capital and liquidity by investing primarily in high interest deposit accounts.

The charts below give you a snapshot of the fund’s investments on June 30, 2024. The fund's investments will change.

Top 10 Investments (June 30, 2024)	% of Net Asset Value
National Bank of Canada Cash Account	49.4%
Scotia Bank Cash Account	47.3%
BMO Cash Account	3.1%
CIBC Cash Account	0.2%
Total % of top 10 investments	100.0%
Total number of investments	4

Investment Mix (June 30, 2024)	% of Assets
Cash and Cash Equivalents	100.0%

HOW RISKY IS IT?

The value of the fund can go down as well as up. You could lose money.

One way to gauge risk is to look at how much a fund’s returns change over time. This is called “volatility”.

In general, funds with higher volatility will have returns that change more over time. They typically have a greater chance of losing money and may have a greater chance of higher returns. Funds with lower volatility tend to have returns that change less over time. They typically have lower returns and may have a lower chance of losing money.

RISK RATING

Evolve has rated the volatility of this fund as **low**. This rating is based on how much the fund’s returns have changed from year to year. It doesn’t tell you how volatile the fund will be in the future. The rating can change over time. A fund with a low risk rating can still lose money.

Low	Low to Medium	Medium	Medium to High	High
------------	----------------------	---------------	-----------------------	-------------

For more information about the risk rating and specific risks that can affect the fund’s returns, see the “Risk Factors” section of the fund’s prospectus.

NO GUARANTEES

Like most mutual funds, this fund does not have any guarantees. You may not get back the amount of money you invest. Although the fund primarily invests in bank deposit accounts, the fund is not covered by the Canada Deposit Insurance Corporation or any other government deposit insurer.

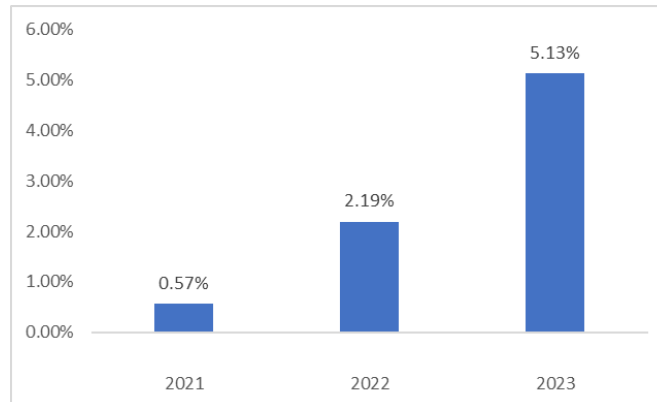
HOW HAS THE FUND PERFORMED?

This section tells you how Unhedged Class F Mutual Fund Units of the fund have performed over the past 3 years. Returns are after expenses have been deducted. These expenses reduce the fund's returns.

Year-by-year returns

This chart shows how Unhedged Class F Mutual Fund Units of the fund performed in the past 3 years. The fund dropped in value in 0 of the 3 years.

The range of returns and change from year to year can help you assess how risky the fund has been in the past. It does not tell you how the fund will perform in the future.



Best and worst 3-month returns

This table shows the best and worst returns for the Unhedged Class F Mutual Fund Units of the fund in a 3-month period over the past 3 years. The best and worst 3-month returns could be higher or lower in the future. Consider how much of a loss you could afford to take in a short period of time.

	Return	3 Months Ending	If you invested \$1,000 at the beginning of the period
Best return	1.34%	October 31, 2023	Your investment would rise to \$1,013.43
Worst return	0.14%	February 28, 2022	Your investment would drop to \$1,001.37

Average return

This section shows the value and annual compounded rate of return of a hypothetical \$1,000 investment in Unhedged Class F Mutual Fund Units of the fund.

As at June 30, 2024, a person who invested \$1,000 in the fund since inception now has \$1,115.33. This works out to an annual compounded rate of return of 2.48%.

WHO IS THIS FUND FOR?

Investors:

- seeking exposure to high interest deposit accounts;
- that are looking for a liquid, short term investment; and
- want to receive regular monthly cash flows (if any).

A WORD ABOUT TAX

In general, you'll have to pay income tax on any money you make on a fund. How much you pay depends on the tax laws where you live and whether or not you hold the fund in a registered plan, such as a Registered Retirement Savings Plan or a Tax-Free Savings Account.

Keep in mind that if you hold your fund in a non-registered account, fund distributions are included in your taxable income, whether you get them in cash or have them reinvested.

HOW MUCH DOES IT COST?

The following tables show the fees and expenses you could pay to buy, own and sell Unhedged Class F Mutual Fund Units of the fund. The fees and expenses – including any commissions – can vary among classes of a fund and among funds. Higher commissions can influence representatives to recommend one investment over another. Ask about other classes, funds and investments that may be suitable for you at a lower cost.

1. Sales charges

There are no sales charges payable when you buy, redeem, or switch Unhedged Class F Mutual Fund Units of the fund.

2. Fund expenses

You don't pay these expenses directly. They affect you because they reduce the fund's returns. As of December 31, 2023, the fund's expenses were 0.17% of its value. This equals to \$1.70 for every \$1,000 invested.

	Annual rate (as a % of the fund's value)
Management expense ratio (MER) This is the total of the fund's management fee and fund costs. Evolve waived some of the fund's expenses. If it had not done so, the MER would have been higher.	0.17%
Trading expense ratio (TER) These are the fund's trading costs.	0.00%
Fund Expenses	0.17%

More about the trailing commissions

The Fund does not pay a trailing commission to your representative on Unhedged Class F Mutual Fund Units.

3. Other fees

You may have to pay other fees when you buy, hold, sell or switch units of the fund.

Fee	What You Pay
Short-term trading fee	Up to 2% of the value of units you sell within 30 days of buying them in circumstances where the Manager determines that the trading activity represents market timing of excessive short-term trading. This fee goes to the fund.
Switch fee	Your representative's firm may charge you up to 2% of the value of units you switch to another Evolve Funds Group Inc. mutual fund. There is no fee payable to Evolve Funds Group Inc. for any switches of units.
Change fee	Your representative's firm may charge you up to 2% of the value of units you switch to another class of the fund.

WHAT IF I CHANGE MY MIND?

Under securities law in some provinces and territories, you have the right to:

- withdraw from an agreement to buy mutual fund securities within two business days after you receive a prospectus or Fund Facts document, or
- cancel your purchase within 48 hours after you receive confirmation of the purchase.

In some provinces and territories, you also have the right to cancel a purchase, or in some jurisdictions, claim damages, if the prospectus, Fund Facts document or financial statements contain a misrepresentation. You must act within the time limit set by the securities law in your province or territory.

For more information, see the securities law of your province or territory or ask a lawyer.

FOR MORE INFORMATION

Contact Evolve Funds Group Inc. or your representative for a copy of the fund's prospectus and other disclosure documents. These documents and the Fund Facts make up the fund's legal documents.

[Evolve Funds Group Inc.](#)

Scotia Plaza, 40 King Street West, Suite 3404, Toronto ON M5H 3Y2

info@evolveetfs.com

416.214.4884

1.844.370.4884

www.evolveetfs.com

To learn more about investing in mutual funds, see the brochure *Understanding mutual funds*, which is available on the website of the Canadian Securities Administrators at www.securities-administrators.ca.

August 16, 2024

This document contains key information you should know about High Interest Savings Account Fund. You can find more detailed information in the fund’s prospectus. Ask your representative for a copy, visit the Evolve Funds Group Inc. (“Evolve”) website at www.evolveetfs.com or contact Evolve at info@evolveetfs.com or 416.214.4884 or 1.844.370.4884.

Before you invest in any fund, consider how the fund would work with your other investments and your tolerance for risk.

QUICK FACTS

Fund Code	EVF202	Fund Manager	Evolve Funds Group Inc.
Date Class Started	April 26, 2022	Portfolio Manager	Evolve Funds Group Inc.
Total value on June 30, 2024:	\$4,102,549,056	Distributions	Monthly, if any
Management Expense Ratio (MER)	0.00%	Minimum Investment	Negotiable

WHAT DOES THE FUND INVEST IN?

The fund seeks to maximize monthly income while preserving capital and liquidity by investing primarily in high interest deposit accounts.

The charts below give you a snapshot of the fund’s investments on June 30, 2024. The fund's investments will change.

Top 10 Investments (June 30, 2024)	% of Net Asset Value
National Bank of Canada Cash Account	49.4%
Scotia Bank Cash Account	47.3%
BMO Cash Account	3.1%
CIBC Cash Account	0.2%
Total % of top 10 investments	100.0%
Total number of investments	4

Investment Mix (June 30, 2024)	% of Assets
Cash and Cash Equivalents	100.0%

HOW RISKY IS IT?

The value of the fund can go down as well as up. You could lose money.

One way to gauge risk is to look at how much a fund’s returns change over time. This is called “volatility”.

In general, funds with higher volatility will have returns that change more over time. They typically have a greater chance of losing money and may have a greater chance of higher returns. Funds with lower volatility tend to have returns that change less over time. They typically have lower returns and may have a lower chance of losing money.

RISK RATING

Evolve has rated the volatility of this fund as **low**. This rating is based on how much the fund’s returns have changed from year to year. It doesn’t tell you how volatile the fund will be in the future. The rating can change over time. A fund with a low risk rating can still lose money.

Low	Low to Medium	Medium	Medium to High	High
------------	----------------------	---------------	-----------------------	-------------

For more information about the risk rating and specific risks that can affect the fund’s returns, see the “Risk Factors” section of the fund’s prospectus.

NO GUARANTEES

Like most mutual funds, this fund does not have any guarantees. You may not get back the amount of money you invest. Although the fund primarily invests in bank deposit accounts, the fund is not covered by the Canada Deposit Insurance Corporation or any other government deposit insurer.

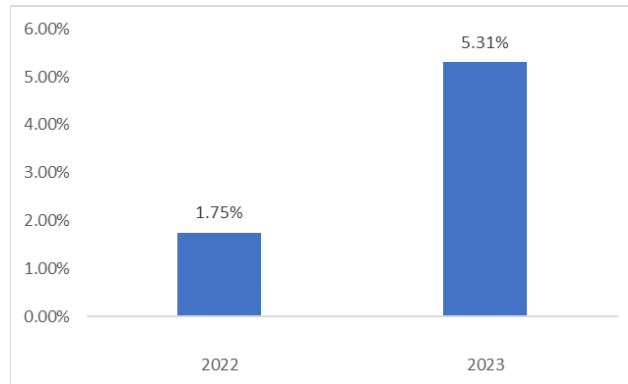
HOW HAS THE FUND PERFORMED?

This section tells you how Unhedged Class I Mutual Fund Units of the fund have performed over the past 2 years. Returns are after expenses have been deducted. These expenses reduce the fund’s returns.

Year-by-year returns

This chart shows how Unhedged Class I Mutual Fund Units of the fund performed in the past 2 years. The fund dropped in value in 0 of the 2 years.

The range of returns and change from year to year can help you assess how risky the fund has been in the past. It does not tell you how the fund will perform in the future.



Best and worst 3-month returns

This table shows the best and worst returns for the Unhedged Class I Mutual Fund Units of the fund in a 3-month period over the past 2 years. The best and worst 3-month returns could be higher or lower in the future. Consider how much of a loss you could afford to take in a short period of time.

	Return	3 Months Ending	If you invested \$1,000 at the beginning of the period
Best return	1.39%	October 31, 2023	Your investment would rise to \$1,013.86
Worst return	0.18%	July 29, 2022	Your investment would drop to \$1,001.81

Average return

This section shows the value and annual compounded rate of return of a hypothetical \$1,000 investment in Unhedged Class I Mutual Fund Units of the fund.

As at June 30, 2024, a person who invested \$1,000 in the fund since inception now has \$1,098.54. This works out to an annual compounded rate of return of 2.13%.

WHO IS THIS FUND FOR?

Investors:

- seeking exposure to high interest deposit accounts;
- that are looking for a liquid, short term investment; and
- want to receive regular monthly cash flows (if any).

A WORD ABOUT TAX

In general, you’ll have to pay income tax on any money you make on a fund. How much you pay depends on the tax laws where you live and whether or not you hold the fund in a registered plan, such as a Registered Retirement Savings Plan or a Tax-Free Savings Account.

Keep in mind that if you hold your fund in a non-registered account, fund distributions are included in your taxable income, whether you get them in cash or have them reinvested.

HOW MUCH DOES IT COST?

The following tables show the fees and expenses you could pay to buy, own and sell Unhedged Class I Mutual Fund Units of the fund. The fees and expenses – including any commissions – can vary among classes of a fund and among funds. Higher commissions can influence representatives to recommend one investment over another. Ask about other classes, funds and investments that may be suitable for you at a lower cost.

1. Sales charges

There are no sales charges payable when you buy, redeem, or switch Unhedged Class I Mutual Fund Units of the fund.

2. Fund expenses

You don't pay these expenses directly. They affect you because they reduce the fund's returns. As of December 31, 2023, the fund's expenses were 0.00% of its value. This equals to \$0.00 for every \$1,000 invested.

	Annual rate (as a % of the fund's value)
Management expense ratio (MER) These are the fund costs.	0.00%
Trading expense ratio (TER) These are the fund's trading costs.	0.00%
Fund Expenses	0.00%

More about the trailing commissions

Evolve Funds Group Inc. does not pay a trailing commission on your class of securities out of the fund's management fee.

3. Other fees

You may have to pay other fees when you buy, hold, sell or switch units of the fund.

Fee	What You Pay
Short-term trading fee	Up to 2% of the value of units you sell within 30 days of buying them in circumstances where the Manager determines that the trading activity represents market timing of excessive short-term trading. This fee goes to the fund.
Switch fee	Your representative's firm may charge you up to 2% of the value of units you switch to another Evolve Funds Group Inc. mutual fund. There is no fee payable to Evolve Funds Group Inc. for any switches of units.
Change fee	Your representative's firm may charge you up to 2% of the value of units you switch to another class of the fund.
Class I account agreement fee	You will be charged a management fee directly by the Manager, the total amount of which is negotiated between you and the Manager, and payable directly to the Manager up to a maximum of 0.40% annually of the net asset value of the Unhedged Class I Mutual Fund Units of the fund in your account.

WHAT IF I CHANGE MY MIND?

Under securities law in some provinces and territories, you have the right to:

- withdraw from an agreement to buy mutual fund securities within two business days after you receive a prospectus or Fund Facts document, or
- cancel your purchase within 48 hours after you receive confirmation of the purchase.

In some provinces and territories, you also have the right to cancel a purchase, or in some jurisdictions, claim damages, if the prospectus, Fund Facts document or financial statements contain a misrepresentation. You must act within the time limit set by the securities law in your province or territory.

For more information, see the securities law of your province or territory or ask a lawyer.

FOR MORE INFORMATION

Contact Evolve Funds Group Inc. or your representative for a copy of the fund's prospectus and other disclosure documents. These documents and the Fund Facts make up the fund's legal documents.

[Evolve Funds Group Inc.](#)

Scotia Plaza, 40 King Street West, Suite 3404, Toronto ON M5H 3Y2

info@evolveetfs.com

416.214.4884

1.844.370.4884

www.evolveetfs.com

To learn more about investing in mutual funds, see the brochure *Understanding mutual funds*, which is available on the website of the Canadian Securities Administrators at www.securities-administrators.ca.