

# Evolve Canadian Energy Enhanced Yield Index Fund

As at May 29, 2026

Enhanced Yield

**Enhanced Yield+**

Cash Solutions

Technology

Traditional Fixed Income

Cryptocurrency

## FUND DETAILS

### ETF Ticker(s):

OILY (CAD)

### Mutual Fund Fundserv Code(s):

EVF271 – Class A (CAD)

EVF270 – Class F (CAD)

### Fund Total Net Assets:

\$33.05M

### Inception Date(s):

March 26, 2025 (OILY)

April 9, 2025 (EVF271, EVF270)

### Category: Equity

### Sector: Energy

### Number of Holdings: 10

### Style<sup>1</sup>:

Index-based with active covered call strategy and 25% leverage

### Target Portfolio Coverage Ratio:

Up to 33%

### Leverage<sup>1</sup>: 25%

### Distribution Frequency:

Monthly

### Index:

Solactive Canada Energy Top 10 Index

### Rebalancing Frequency:

Quarterly

### Weighting: Equal Weighted

### Registered Account Eligibility: Yes

### Management Fee<sup>2</sup>:

0.60% for OILY

1.60% for EVF271 – Class A

0.60% for EVF270 – Class F

### NAV Per Unit:

\$11.16 (OILY)

\$11.04 (EVF271)

\$11.20 (EVF270)

## FUND DESCRIPTION

OILY invests in Canada's largest energy companies. The fund uses an active covered call strategy to generate enhanced income and help reduce volatility, and employs modest leverage.<sup>1,3</sup>



Exposure to the 10 largest Canadian energy companies



Active covered call strategy



Monthly distributions



25% leverage <sup>1</sup>

### Trailing 12-Month Yield<sup>4</sup>

13.44%

As at May 29, 2026

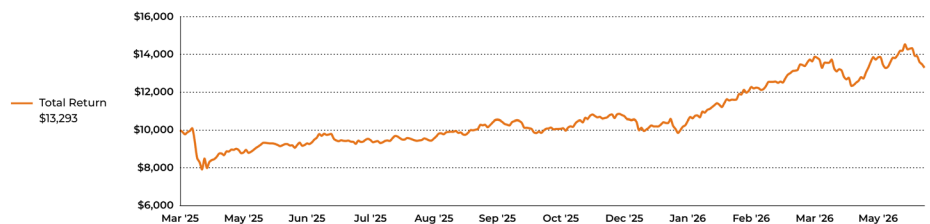
### Last Distribution Per Unit

\$0.14700

As at May 29, 2026

<sup>4</sup>Trailing 12-month yield represents the yield an investor would have received if they held the fund over the past twelve months, based on the Net Asset Value (NAV) as at May 29, 2026. It is calculated as the sum of all the regular distribution amounts over the past twelve months, and then divided by the NAV calculated on May 29, 2026.

## GROWTH OF \$10K FOR OILY (CAD)



Source: Bloomberg, as at May 29, 2026. Performance since inception of OILY on March 26, 2025. For illustrative purposes only.

The "Growth of \$10K" chart shows the total return, including reinvested distributions, of a hypothetical \$10,000 investment in securities in this class/series of the fund as at the end of the investment period indicated and is not intended to reflect future values or returns on investment in such securities.

## PERFORMANCE (%)

Total Returns	1M	YTD	1Y	5Y <sup>5</sup>
OILY (CAD)	-4.06	28.04	46.63	27.41

Source: Bloomberg, as at May 29, 2026. <sup>5</sup>Performance since inception of OILY on March 26, 2025.

<sup>1</sup> Leverage increases risk.

<sup>2</sup> Plus applicable sales taxes.

<sup>3</sup> Solactive Canada Energy Top 10 Index, as at May 29, 2026

## WHY INVEST IN OILY?

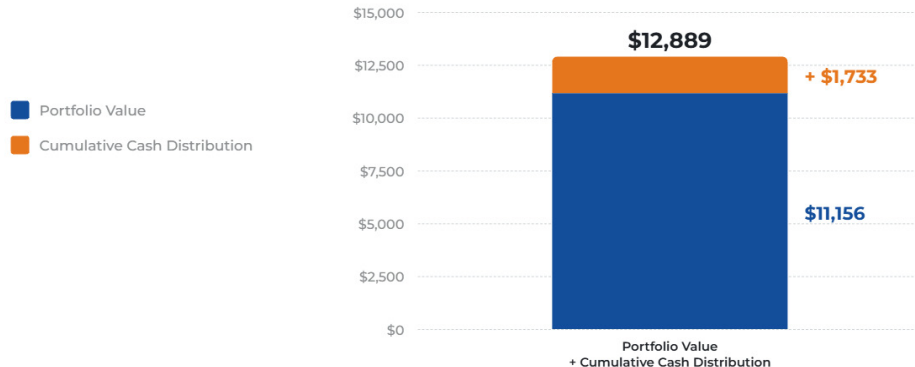
- ✓ Canada's resource-rich energy sector is positioned to benefit from structural growth in global energy demand<sup>6</sup>
- ✓ Enhanced, tax-efficient income through an active covered call strategy
- ✓ Modest leverage amplifies both growth and income potential<sup>7</sup>

## INDEX METHODOLOGY

The Index provides equal-weighted exposure to Canada's 10 largest energy companies, focusing on oil and gas producers, refiners, and pipeline operators and is rebalanced quarterly.<sup>8</sup>

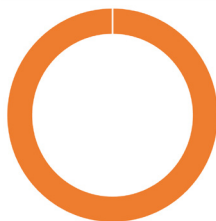
## NAVS AND DISTRIBUTIONS SINCE INCEPTION

For OILY (CAD)



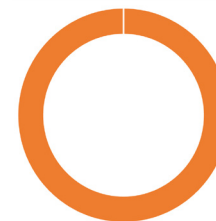
Source: Bloomberg, as at May 29, 2026. Performance since inception of OILY on March 26, 2025. For illustrative purposes only.

This chart represents a hypothetical investment of \$10,000 CAD in securities in this class/series of the fund as at the end of the investment period indicated and assumes distributions paid by the fund are not reinvested. This chart is not intended to reflect future values or returns on investment in such securities.



### SECTOR ALLOCATION

Name	Weight <sup>9</sup>
Energy	100.00%



### GEOGRAPHIC ALLOCATION

Name	Weight <sup>9</sup>
Canada	100.00%

## HOLDINGS

Name	Weight <sup>9</sup>
1 Pembina Pipeline Corp	10.50%
2 TC Energy Corp	10.32%
3 Enbridge Inc	10.28%
4 Whitecap Resources Inc	10.19%
5 Canadian Natural Resources Ltd	10.14%
6 ARC Resources Ltd	10.07%
7 Suncor Energy Inc	9.84%
8 Cenovus Energy Inc	9.78%
9 Tourmaline Oil Corp	9.55%
10 Imperial Oil Ltd	9.48%









<sup>6</sup>Source: <https://www.iea.org/reports/world-energy-outlook-2025> (November 12, 2025)

<sup>7</sup>Leverage increases risk.

<sup>8</sup>Solactive Canada Energy Top 10 Index, as at May 29, 2026.

<sup>9</sup>Percentages may not add up to 100% due to rounding.

## OUR PRODUCT LINE-UP

 <p><b>Enhanced Yield</b> Steady income with covered calls.</p>	 <p><b>Enhanced Yield+</b> High monthly income with covered calls and modest leverage.</p>	 <p><b>Cash Solutions</b> Preserve capital and earn competitive income on your cash.</p>	 <p><b>Technology</b> Exposure to innovative technology leaders driving global growth.</p>	 <p><b>Traditional Fixed Income</b> Designed to provide stable income and capital preservation.</p>	 <p><b>Cryptocurrency</b> Direct access to leading cryptocurrencies.</p>
--	---	---	---	--	---

## ABOUT EVOLVE ETFs

With over \$9 billion in assets under management, Evolve specializes in bringing innovative ETFs to Canadian investors. Evolve’s suite of ETFs provides investors with access to: (i) index-based income strategies; (ii) long term investment themes; and (iii) some of the world’s leading investment managers.

Our team at Evolve is made up of industry veterans with deep experience and proven track records in asset management. Our goal is to bring differentiated investment solutions to Canadians, including partnerships with leading global investment managers, as well as facilitating investments encompassing topics that intersect in Canadians’ daily lives. Evolve creates investment products that make a difference.

The world is evolving – your investments should too.

Evolve Funds Group Inc. is the investment fund manager and portfolio manager. Evolve Canadian Energy Enhanced Yield Index Fund (“OILY”) is offered by Evolve Funds Group Inc., and distributed through authorized dealers.

The information contained herein is a general description and is not intended to be specific investment advice to any particular investor nor intended to be investment or tax advice. You should not act or rely on the information contained herein without seeking the advice of an appropriate professional advisor. The information contained herein is intended for informational purposes as a summary only, does not constitute an offer to sell any securities or a legally binding obligation, it is qualified entirely by, and should be read in conjunction with, the more detailed information appearing in the prospectuses found on the Evolve Funds Group Inc website at <https://evolveetfs.com/>

Leverage increases risk.

The unpredictable nature of the cryptoassets can lead to loss of funds.

Commissions, trailing commissions, management fees and expenses all may be associated with exchange traded funds (ETFs) and mutual funds. Please read the prospectus before investing. The indicated rates of return are the historical annual compound total returns net of fees (except for figures of one year or less, which are simple total returns) including changes in unit value and reinvestment of all distributions and do not take into account sales, redemption, distribution or optional charges or income taxes payable by any securityholder that would have reduced returns. ETFs and mutual funds are not guaranteed, their values change frequently and past performance may not be repeated.

The rates of return shown in the table are used only to illustrate the effects of the compound growth rate and is not intended to reflect future values of the ETF and mutual fund or returns on investment in the ETF and mutual fund.

Certain information contained herein is obtained from third parties. Evolve Funds Group Inc. believes such information to be accurate and reliable as of the date hereof, however, we cannot guarantee that it is accurate or complete or current at all times. The information provided is subject to change without notice.

Certain statements contained herein are forward-looking. Forward-looking statements (“FLS”) are statements that are predictive in nature, depend upon or refer to future events or conditions, or that include words such as “may,” “will,” “should,” “could,” “expect,” “anticipate,” “intend,” “plan,” “believe,” or “estimate,” or other similar expressions. Statements that look forward in time or include anything other than historical information are subject to risks and uncertainties, and actual results, actions or events could differ materially from those set forth in the FLS. FLS are not guarantees of future performance and are by their nature based on numerous assumptions. Although the FLS contained herein are based upon what Evolve Funds Group Inc. and the portfolio manager believe to be reasonable assumptions, neither Evolve Funds Group Inc. nor the portfolio manager can assure that actual results will be consistent with these FLS. The reader is cautioned to consider the FLS carefully and not to place undue reliance on FLS. Unless required by applicable law, it is not undertaken, and specifically disclaimed that there is any intention or obligation to update or revise FLS, whether as a result of new information, future events or otherwise.

## Evolve ETFs

TD Place, 161 Bay Street, Suite 1210, Toronto ON M5J 2S1

416.214.4884 | 1.844.370.4884 | [www.evolveetfs.com](http://www.evolveetfs.com)