

Evolve International Equity UltraYield ETF

As at April 30, 2026

Enhanced Yield



Enhanced Yield+

Cash Solutions

Technology

Traditional Fixed Income

Cryptocurrency

FUND DETAILS

ETF Ticker(s):

INTY (CAD Hedged)

Fund Total Net Assets:

\$34.17M

Inception Date(s):

January 14, 2026

Category: Equity

Sector: Broad

Number of Holdings: 12

Style¹:

Actively managed with covered call strategy and modest leverage

Target Portfolio Coverage Ratio:

50%

Leverage¹: 33%

Distribution Frequency:

Twice per month

Registered Account Eligibility: Yes

Management Fee²:

0.60%

NAV Per Unit:

\$21.36 (INTY)

FUND DESCRIPTION

INTY invests in leading international companies (ex-North America) and employs a covered call strategy with modest leverage to generate enhanced income.¹ This one-ticket solution delivers cash distributions twice per month for more frequent investor cash flow.



Exposure to leading international equities



Active covered call strategy



Distributions twice per month



33% leverage¹

Last Distribution Per Unit³

\$0.26000

As at April 30, 2026

DISTRIBUTION SCHEDULE³

	Ex-Date and Record Date	Pay Date	Distribution Per Unit
INTY	April 30, 2026	May 7, 2026	\$0.26000
	May 15, 2026	May 25, 2026	\$0.26000

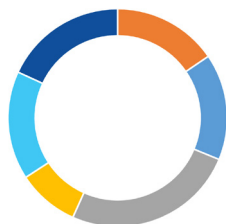
³ As at April 30, 2026. The most recently declared Distribution for INTY is \$0.26000 and is anticipated to be paid twice per month. Distributions for INTY may vary from period to period. For further information regarding the Distributions please visit <https://evolveetfs.com/>.

¹ Leverage increases risk.

² Plus applicable sales taxes.

WHY INVEST IN INTY?

- ✓ Diversified exposure to leading international companies shaping the global economy
- ✓ Enhanced, tax-efficient income through an active covered call strategy
- ✓ Modest leverage amplifies both growth and income potential⁴



SECTOR ALLOCATION

Name	Weight ⁵
Consumer, Non-cyclical	25.46%
Technology	18.12%
Financial	16.08%
Consumer, Cyclical	15.77%
Communications	15.47%
Energy	9.10%



GEOGRAPHIC ALLOCATION

Name	Weight ⁵
Britain	25.40%
Japan	15.77%
Taiwan	9.35%
Denmark	8.89%
Netherlands	8.77%
Switzerland	8.53%
China	8.11%
Spain	7.82%
Sweden	7.36%

HOLDINGS







Name	Weight
1 Taiwan Semiconductor Manufacturing Co Ltd	9.48%
2 Shell PLC	9.12%
3 Novo Nordisk A/S	8.97%
4 ASML Holding NV	8.77%
5 Novartis AG	8.55%
6 HSBC Holdings PLC	8.27%
7 Alibaba Group Holding Ltd	8.11%
8 Sony Group Corp	8.06%
9 AstraZeneca PLC	8.05%
10 Banco Santander SA	7.86%
11 Toyota Motor Corp	7.73%
12 Spotify Technology SA	7.36%



⁴ Leverage increases risk.

⁵ Percentages may not add up to 100% due to rounding.

OUR PRODUCT LINE-UP

 <p>Enhanced Yield Steady income with covered calls.</p>	 <p>Enhanced Yield+ High monthly income with covered calls and modest leverage</p>	 <p>Cash Solutions Preserve capital and earn competitive income on your cash.</p>	 <p>Technology Exposure to innovative technology leaders driving global growth.</p>	 <p>Traditional Fixed Income Designed to provide stable income and capital preservation.</p>	 <p>Cryptocurrency Direct access to leading cryptocurrencies.</p>
--	--	---	---	--	---

ABOUT EVOLVE ETFS

With over \$9 billion in assets under management, Evolve specializes in bringing innovative ETFs to Canadian investors. Evolve's suite of ETFs provides investors with access to: (i) index-based income strategies; (ii) long term investment themes; and (iii) some of the world's leading investment managers.

Our team at Evolve is made up of industry veterans with deep experience and proven track records in asset management. Our goal is to bring differentiated investment solutions to Canadians, including partnerships with leading global investment managers, as well as facilitating investments encompassing topics that intersect in Canadians' daily lives. Evolve creates investment products that make a difference.

The world is evolving – your investments should too.

Evolve Funds Group Inc. is the investment fund manager and portfolio manager. Evolve International Equity UltraYield ETF ("INTY") is offered by Evolve Funds Group Inc., and distributed through authorized dealers.

The information contained herein is a general description and is not intended to be specific investment advice to any particular investor nor intended to be investment or tax advice. You should not act or rely on the information contained herein without seeking the advice of an appropriate professional advisor. The information contained herein is intended for informational purposes as a summary only, does not constitute an offer to sell any securities or a legally binding obligation, it is qualified entirely by, and should be read in conjunction with, the more detailed information appearing in the prospectuses found on the Evolve Funds Group Inc website at <https://evolveetfs.com/>

Leverage increases risk.

The unpredictable nature of the cryptoassets can lead to loss of funds.

³As at April 30, 2026. The most recently declared Distribution for INTY is \$0.26000 and is anticipated to be paid twice per month. Distributions for INTY may vary from period to period. For further information regarding the Distributions please visit <https://evolveetfs.com/>.

Commissions, management fees and expenses all may be associated with exchange traded funds (ETFs). Please read the prospectus before investing. ETFs are not guaranteed, their values change frequently and past performance may not be repeated.

Certain statements contained herein are forward-looking. Forward-looking statements ("FLS") are statements that are predictive in nature, depend upon or refer to future events or conditions, or that include words such as "may," "will," "should," "could," "expect," "anticipate," "intend," "plan," "believe," or "estimate," or other similar expressions. Statements that look forward in time or include anything other than historical information are subject to risks and uncertainties, and actual results, actions or events could differ materially from those set forth in the FLS. FLS are not guarantees of future performance and are by their nature based on numerous assumptions. Although the FLS contained herein are based upon what Evolve Funds Group Inc. and the portfolio manager believe to be reasonable assumptions, neither Evolve Funds Group Inc. nor the portfolio manager can assure that actual results will be consistent with these FLS. The reader is cautioned to consider the FLS carefully and not to place undue reliance on FLS. Unless required by applicable law, it is not undertaken, and specifically disclaimed that there is any intention or obligation to update or revise FLS, whether as a result of new information, future events or otherwise.

Evolve ETFs

TD Place, 161 Bay Street, Suite 1210, Toronto ON M5J 2S1

416.214.4884 | 1.844.370.4884 | www.evolveetfs.com