

CASH SOLUTIONS

Navigating your cash

EVOLVE
ETFs

Cash Solutions

High Interest Savings Account Fund (HISA) US High Interest Savings Account Fund (HISU.U)




Invests in high-interest deposit accounts with many of Canada's "Big Six" Banks.

- Capital preservation
- Flexibility and convenience

Premium Cash Management Fund (MCAD) US Premium Cash Management Fund (MUSD.U)

Invests in high-quality money market instruments issued by Canadian and U.S. governments and corporations, respectively.




- Attractive yields
- Daily liquidity with no lock-up periods
- Monthly income
- Low cost investment solutions

| FUND NAME | VERSION | ETF TICKER / FUNDSERV CODE | MANAGEMENT FEE ^{1,2} | ADMIN FEE | CURRENT YIELD (NET) ³ |
|--|-------------|----------------------------|-------------------------------|-----------|----------------------------------|
|  CAD | | | | | |
|  HIGH INTEREST SAVINGS ACCOUNT FUND | ETF | HISA | 0.15% | - | 2.06% |
| | Mutual Fund | Class F (EVF201) | 0.15% | - | 2.07% |
| | Mutual Fund | Class A (EVF200) | 0.40% | - | 1.79% |
|  PREMIUM CASH MANAGEMENT FUND | ETF | MCAD | 0.20% | 0.05% | 2.23% |
| | Mutual Fund | Class F (EVF701) | 0.20% | 0.05% | 2.24% |
| | Mutual Fund | Class A (EVF700) | 0.45% | 0.05% | 1.96% |

¹The fees and expenses are higher for Class A than for Class F. The management fee associated with Class A (HISA) is 0.40% and Class A (MCAD) is 0.45%, whereas the management fee associated with Class F (HISA) is 0.15% and Class F (MCAD) is 0.20%.

²Plus applicable sales taxes.

³Current yield (Net) is an annualized historical yield based on the seven day period ended on March 31, 2026 and does not represent an actual one year return.

| FUND NAME | VERSION | ETF TICKER / FUNDSERV CODE | MANAGEMENT FEE ^{1,2} | ADMIN FEE | CURRENT YIELD (NET) ³ |
|---|-------------|----------------------------|-------------------------------|-----------|----------------------------------|
|  USD | | | | | |
|  US HIGH INTEREST SAVINGS ACCOUNT FUND | ETF | HISU.U | 0.15% | - | 3.45% |
| | Mutual Fund | Class F (EVF301) | 0.15% | - | 3.45% |
| | Mutual Fund | Class A (EVF300) | 0.40% | - | 3.18% |
|  US PREMIUM CASH MANAGEMENT FUND | ETF | MUSD.U | 0.20% | 0.05% | 3.65% |
| | Mutual Fund | Class F (EVF801) | 0.20% | 0.05% | 3.64% |
| | Mutual Fund | Class A (EVF800) | 0.45% | 0.05% | 3.37% |

¹The fees and expenses are higher for Class A than for Class F. The management fee associated with Class A (HISU.U) is 0.40% and Class A (MUSD.U) is 0.45%, whereas the management fee associated with Class F (HISU.U) is 0.15% and Class F (MUSD.U) is 0.20%.

²Plus applicable sales taxes.

³Current yield (Net) is an annualized historical yield based on the seven day period ended on March 31, 2026 and does not represent an actual one year return.

As at March 31, 2026.

Evolve Funds Group Inc. is the investment fund manager and portfolio manager. All funds described herein is offered by Evolve Funds Group Inc., and distributed through authorized dealers.

The information contained herein is a general description and is not intended to be specific investment advice to any particular investor nor intended to be investment or tax advice. You should not act or rely on the information contained herein without seeking the advice of an appropriate professional advisor. The information contained herein is intended for informational purposes as a summary only, does not constitute an offer to sell any securities or a legally binding obligation, it is qualified entirely by, and should be read in conjunction with, the more detailed information appearing in the prospectuses found on the Evolve Funds Group Inc website at <https://evolveetfs.com/>

Designed for retail investors.

Commissions, trailing commissions, management fees and expenses all may be associated with exchange traded funds (ETFs) and mutual funds. Please read the prospectus before investing. The performance data provided assumes reinvestment of distributions only and does not take into account sales, redemption, distribution or optional charges or income taxes payable by any securityholder that would have reduced returns. ETF and mutual fund units are not covered by the Canadian Deposit Insurance Corporation or by any other government deposit insurer. There can be no assurances that the fund will be able to maintain its net asset value per unit at a constant amount or that the full amount of your investment in the fund will be returned to you. Past performance may not be repeated.

The rates of return shown in the table are used only to illustrate the effects of the compound growth rate and is not intended to reflect future values of the ETF and mutual fund or returns on investment in the ETF and mutual fund.