

Evolve Enhanced Yield Bond Fund

As at May 29, 2026

- Enhanced Yield**
- Enhanced Yield+
- Cash Solutions
- Technology
- Traditional Fixed Income
- Cryptocurrency

FUND DETAILS

ETF Ticker(s):

BOND (CAD Hedged)
BOND.B (CAD Unhedged)
BOND.U (USD Unhedged)

Mutual Fund Fundserv Code(s):

EVF401 – Class A (CAD Hedged)
EVF400 – Class F (CAD Hedged)

Fund Total Net Assets:

\$244.22M

Inception Date(s):

October 3, 2023 (BOND)
February 15, 2024 (BOND.B, BOND.U)
October 13, 2023 (EVF401, EVF400)

Category: Fixed Income

Sector: Government Bonds

Number of Holdings: 2

Style:

Actively managed with covered call strategy

Target Portfolio Coverage Ratio:

Up to 50%

Distribution Frequency:

Monthly

Duration¹: 14.70 years

Maturity¹: 24.43 years

Yield to Maturity²: 5.03%

Registered Account Eligibility: Yes

Management Fee³:

0.45% for BOND, BOND.B, BOND.U
1.20% for EVF401 – Class A
0.45% for EVF400 – Class F

NAV Per Unit:

\$16.29 (BOND) \$15.61 (EVF401)
\$17.58 (BOND.B) \$16.00 (EVF400)
\$17.16 (BOND.U)

¹As at May 29, 2026.

²Yield to Maturity is calculated by multiplying the most recently released yield to maturity rates from the issuer of the underlying holdings as at May 29, 2026, by their corresponding portfolio weights and summed up.

³Plus applicable sales taxes.

FUND DESCRIPTION

BOND invests in long-term U.S. Treasury bonds, while using an active covered call strategy to generate enhanced income and help reduce volatility.



Exposure to long-term U.S. Treasury bonds



Active covered call strategy



Monthly distributions



No leverage

Trailing 12-Month Yield⁴

14.00%

As at May 29, 2026

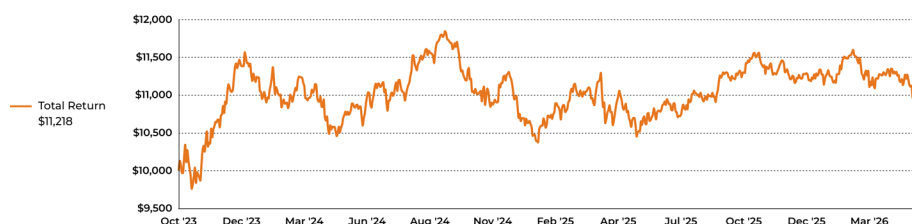
Last Distribution Per Unit

\$0.19000

As at May 29, 2026

⁴ Trailing 12-month yield represents the yield an investor would have received if they held the fund over the past twelve months, based on the Net Asset Value (NAV) as at May 29, 2026. It is calculated as the sum of all the regular distribution amounts over the past twelve months, and then divided by the NAV calculated on May 29, 2026.

GROWTH OF \$10K FOR BOND (CAD Hedged)



Source: Bloomberg, as at May 29, 2026. Performance since inception of BOND on October 3, 2023. For illustrative purposes only.

The "Growth of \$10K" chart shows the total return, including reinvested distributions, of a hypothetical \$10,000 investment in securities in this class/series of the fund as at the end of the investment period indicated and is not intended to reflect future values or returns on investment in such securities.

PERFORMANCE (%)

Total Returns	1M	YTD	1Y	5Y ⁵
BOND (CAD Hedged)	0.38	0.16	4.69	4.43
BOND.B (CAD Unhedged)	2.00	1.25	7.07	3.66
BOND.U (USD Unhedged)	0.50	0.81	6.58	2.60

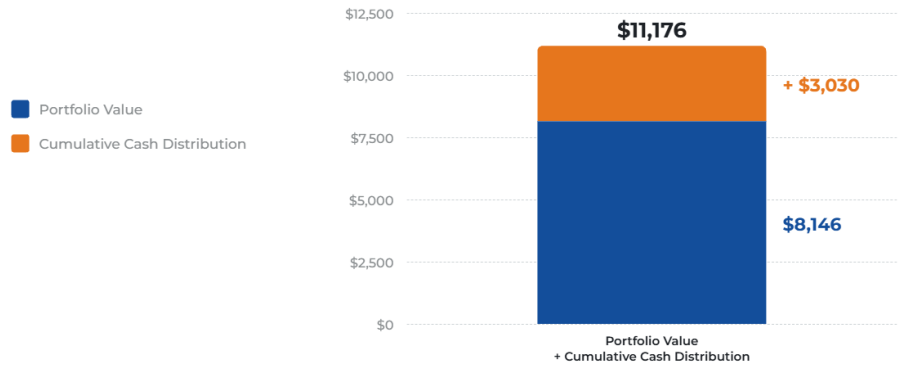
Source: Bloomberg, as at May 29, 2026. ⁵ Performance since inception of BOND on October 3, 2023; BOND.B and BOND.U on February 15, 2024.

WHY INVEST IN BOND?

- ✓ Long duration bonds offer greater interest rate sensitivity, potentially amplifying price appreciation when rates fall⁶
- ✓ Increased yield without sacrificing credit quality
- ✓ Enhanced, tax-efficient income through an active covered call strategy

NAVS AND DISTRIBUTIONS SINCE INCEPTION

For BOND (CAD Unhedged)



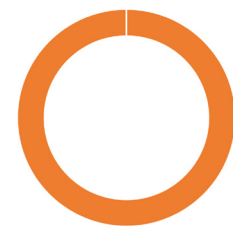
Source: Bloomberg, as at May 29, 2026. Performance since inception of BOND on October 3, 2023. For illustrative purposes only.

This chart represents a hypothetical investment of \$10,000 CAD in securities in this class/series of the fund as at the end of the investment period indicated and assumes distributions paid by the fund are not reinvested. This chart is not intended to reflect future values or returns on investment in such securities.



HOLDINGS

Name	Weight ⁷
iShares 20+ Year Treasury Bond ETF	60.00%
Vanguard Long-Term Treasury ETF	40.20%









GEOGRAPHIC ALLOCATION

Name	Weight ⁷
United States	99.95%

⁶ Source: <https://www.pimco.com/us/en/resources/education/bonds-102-the-importance-of-duration-in-bond-investing> (March 10, 2026)

⁷ Percentages may not add up to 100% due to rounding.

OUR PRODUCT LINE-UP

 <p>Enhanced Yield Steady income with covered calls.</p>	 <p>Enhanced Yield+ High income with covered calls and modest leverage.</p>	 <p>Cash Solutions Preserve capital and earn competitive income on your cash.</p>	 <p>Technology Exposure to innovative technology leaders driving global growth.</p>	 <p>Traditional Fixed Income Designed to provide stable income and capital preservation.</p>	 <p>Cryptocurrency Direct access to leading cryptocurrencies.</p>
------------------------------------------------------------------------------------------------------------------------------------------------------	-------------------------------------------------------------------------------------------------------------------------------------------------------------------------	-------------------------------------------------------------------------------------------------------------------------------------------------------------------------------	---------------------------------------------------------------------------------------------------------------------------------------------------------------------------------	--------------------------------------------------------------------------------------------------------------------------------------------------------------------------------------------	-----------------------------------------------------------------------------------------------------------------------------------------------------------------

ABOUT EVOLVE ETFS

With over \$9 billion in assets under management, Evolve specializes in bringing innovative ETFs to Canadian investors. Evolve’s suite of ETFs provides investors with access to: (i) index-based income strategies; (ii) long term investment themes; and (iii) some of the world’s leading investment managers.

Our team at Evolve is made up of industry veterans with deep experience and proven track records in asset management. Our goal is to bring differentiated investment solutions to Canadians, including partnerships with leading global investment managers, as well as facilitating investments encompassing topics that intersect in Canadians’ daily lives. Evolve creates investment products that make a difference.

The world is evolving – your investments should too.

Evolve Funds Group Inc. is the investment fund manager and portfolio manager. Evolve Enhanced Yield Bond Fund (“BOND”) is offered by Evolve Funds Group Inc., and distributed through authorized dealers.

The information contained herein is a general description and is not intended to be specific investment advice to any particular investor nor intended to be investment or tax advice. You should not act or rely on the information contained herein without seeking the advice of an appropriate professional advisor. The information contained herein is intended for informational purposes as a summary only, does not constitute an offer to sell any securities or a legally binding obligation, it is qualified entirely by, and should be read in conjunction with, the more detailed information appearing in the prospectuses found on the Evolve Funds Group Inc website at <https://evolveetfs.com/>

Leverage increases risk.

The unpredictable nature of the cryptoassets can lead to loss of funds.

Commissions, trailing commissions, management fees and expenses all may be associated with exchange traded funds (ETFs) and mutual funds. Please read the prospectus before investing. The indicated rates of return are the historical annual compound total returns net of fees (except for figures of one year or less, which are simple total returns) including changes in unit value and reinvestment of all distributions and do not take into account sales, redemption, distribution or optional charges or income taxes payable by any securityholder that would have reduced returns. ETFs and mutual funds are not guaranteed, their values change frequently and past performance may not be repeated.

The rates of return shown in the table are used only to illustrate the effects of the compound growth rate and is not intended to reflect future values of the ETF and mutual fund or returns on investment in the ETF and mutual fund.

Certain information contained herein is obtained from third parties. Evolve Funds Group Inc. believes such information to be accurate and reliable as of the date hereof, however, we cannot guarantee that it is accurate or complete or current at all times. The information provided is subject to change without notice.

Certain statements contained herein are forward-looking. Forward-looking statements (“FLS”) are statements that are predictive in nature, depend upon or refer to future events or conditions, or that include words such as “may,” “will,” “should,” “could,” “expect,” “anticipate,” “intend,” “plan,” “believe,” or “estimate,” or other similar expressions. Statements that look forward in time or include anything other than historical information are subject to risks and uncertainties, and actual results, actions or events could differ materially from those set forth in the FLS. FLS are not guarantees of future performance and are by their nature based on numerous assumptions. Although the FLS contained herein are based upon what Evolve Funds Group Inc. and the portfolio manager believe to be reasonable assumptions, neither Evolve Funds Group Inc. nor the portfolio manager can assure that actual results will be consistent with these FLS. The reader is cautioned to consider the FLS carefully and not to place undue reliance on FLS. Unless required by applicable law, it is not undertaken, and specifically disclaimed that there is any intention or obligation to update or revise FLS, whether as a result of new information, future events or otherwise.

Evolve ETFs

TD Place, 161 Bay Street, Suite 1210, Toronto ON M5J 2S1

416.214.4884 | 1.844.370.4884 | www.evolveetfs.com